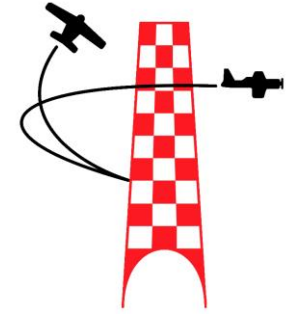



# 2022 National Championship Air Races

## Jet Class Qualifying Results

Qualifying Lap Length: 7.911 miles




Race Number	Pilot (Home Town)	Aircraft Name	Aircraft Type	Time	Speed
29	Aaron Hogue (Henderson, NV)	Ballista	L-29	00:55.620	512.039
77	Peter Stavrides (Virginia Beach, VA)	Viper	L-29	00:55.928	509.216
777	Alex Eckmann (Rio de Janeiro, Brazil)	Red Thunder II	L-39 GXT	00:56.482	504.227
24	Michael Steiger (Cypress, TX)	Just Lucky	L-29 Delfin	00:57.663	493.894
129	Mark Johnson (Keller, TX)	Veruca	L-29	01:00.973	467.083
139	Dianna Stanger (Washington, TX)	Dark Star	L-139	01:04.862	439.082
54	Rick Vandam (Reno, NV)	Robin 1	L-39C	01:05.163	437.049
11	Jerry "Jive" Kerby (Lake Wales, FL)	Ivan	L-39C	01:05.212	436.726
8	David Sterling (San Diego, CA)		L-39	01:05.742	433.205
7	Alex Eckmann (Rio de Janeiro, Brazil)	Red Thunder	L-39 MS	01:06.203	430.184
84	Scott Gusakov (Milan, MI)	Tumbling Goose	L-39 Albatros	01:06.483	428.372
35	Michael W. McCauley (Boca Raton, FL)	Honeywell	L-30	01:11.018	401.018
6	Matt Conklin (Boise, ID)	Sluggo	L-29 Delfin	01:12.505	392.795
73	Cyrill Wipfli (Zug, Switzerland)	Subito	L-39	01:12.662	391.948
55	Nathan Harnagel (Friendswood, TX)	Spirit of Freedom	L-29	01:12.928	390.515
61	Tammy Camilleri (Bathurst, NSW, Austr	Miss Independance	L-29	01:15.955	374.954
23	Joe "Face Punch" Swindel (San Diego, C	Vertigo	L-29 Delfin	01:18.375	363.376



# 2022 National Championship Air Races

## Jet Class Qualifying Results

Qualifying Lap Length: 7.911 miles



Race Number	Pilot (Home Town)	Aircraft Name	Aircraft Type	Time	Speed
1	Bob McCormack (Sacramento)	Athena	Jet	01:18.927	360.836