


2019 Reno Air Races

Formula One Racing Reports



2019 Formula One Qualifying

Place	Race #	Pilot	AC Type	AC Name	Speed
1	31	Lowell Slatter	Gilbert DG2	Fraed Naught	249.101
2	11	Steve Senegal	Arnold AR-6	Endeavor	248.522
3	34	Justin Meaders	Snoshoo SR-1	Limitless	243.099
4	54	Jim Jordan	Cassutt III-M	Miss Min	237.701
5	79	Justin Phillipson	Shoestring	No Strings Attached	227.202
6	3	Ross Killin	Western Air Racing	The Kraken	218.226
7	4	Jerry Marshall	Cassutt III-M	Tumbleweed	217.659
8	15	Ryszard Zadow	Cassutt III-M	Last Lap Player	209.251
9	12	Yingnan Zhou	Cassutt III-M	Outrageous	207.772
10	81	Des Hart	Cassutt III-M	Sleeper	205.180
11	8	Steve Temple	Cassutt III-M	Heat Stroke	198.692
12	52	Steve Tumlin	Cassutt III-M	Fiesty	194.787
13	76	Tom Siegler	Cassutt III-M	Doghouse	188.820
14	9	Scott Holmes	Cassutt III-M	Outlaw	186.156
15	47	Chris Weaver	Cassutt III-M	Mach Chicken	176.171
16	26	Paul Newman	Cassutt III-M	Fast and Easy	175.277
17	48	Matt Hughes	Cassutt Racer	Atomic Pumpkin	174.122
18	72	Matt Moore	Cassutt III-M	The ACME Special	171.508
19	592	Jason Barksdale	Cassutt III-M	Tony the Tiger	168.492
20	20	Robert Austen	Cassutt III-M	Hindsight is 20/20	167.006

2019 Formula One Heat 1C

Place	Race #	Pilot	AC Type	AC Name	Speed
1	20	Robert Austen	Cassutt III-M	Hindsight is 20/20	167.344
2	15	Ryszard Zadow	Cassutt III-M	Last Lap Player	166.999
3	26	Kent Jackson	Cassutt III-M	Fast and Easy	162.098
4	9	Scott Holmes	Cassutt III-M	Outlaw	155.078
DNF	592	Jason Barksdale	Cassutt III-M	Tony the Tiger	
DQ	72	Matt Moore	Cassutt III-M	The ACME Special	
DQ	48	Blaire Hamilton	Cassutt Racer	Atomic Pumpkin	

2019 Formula One Heat 1B

Place	Race #	Pilot	AC Type	AC Name	Speed
1	12	Yingnan Zhou	Cassutt III-M	Outrageous	217.995
2	81	Des Hart	Cassutt III-M	Sleeper	202.602
3	8	Steve Temple	Cassutt III-M	Heat Stroke	196.847
4	76	Tom Siegler	Cassutt III-M	Doghouse	187.777
5	52	Steve Tumlin	Cassutt III-M	Fiesty	186.993
6	9	Scott Holmes	Cassutt III-M	Outlaw	173.442
DNS	26	Paul Newman	Cassutt III-M	Fast and Easy	
DQ	47	Chris Weaver	Cassutt III-M	Mach Chicken	

2019 Formula One Heat 1A

Place	Race #	Pilot	AC Type	AC Name	Speed
1	34	Justin Meaders	Snoshoo SR-1	Limitless	241.027
2	31	Lowell Slatter	Gilbert DG2	Fraed Naught	240.823
3	11	Steve Senegal	Arnold AR-6	Endeavor	239.572
4	79	Justin Phillipson	Shoestring	No Strings Attached	226.359
5	4	Jerry Marshall	Cassutt III-M	Tumbleweed	222.784
DNF	3	Ross Killin	Western Air Racing	The Kraken	
DNF	15	Ryszard Zadow	Cassutt III-M	Last Lap Player	
DNS	54	Jim Jordan	Cassutt III-M	Miss Min	

2019 Formula One Heat 2C

Place	Race #	Pilot	AC Type	AC Name	Speed
1	26	Paul Newman	Cassutt III-M	Fast and Easy	177.946
2	72	Matt Moore	Cassutt III-M	The ACME Special	170.062
3	48	Matt Hughes	Cassutt Racer	Atomic Pumpkin	169.634
4	8	Steve Temple	Cassutt III-M	Heat Stroke	169.426
5	9	Scott Holmes	Cassutt III-M	Outlaw	168.001
6	76	Tom Siegler	Cassutt III-M	Doghouse	157.147
7	20	Robert Austen	Cassutt III-M	Hindsight is 20/20	155.133
DNF	47	Chris Weaver	Cassutt III-M	Mach Chicken	

2019 Formula One Heat 2B

Place	Race #	Pilot	AC Type	AC Name	Speed
1	54	Jim Jordan	Cassutt III-M	Miss Min	225.467
2	52	Steve Tumlin	Cassutt III-M	Fiesty	194.605
3	76	Tom Siegler	Cassutt III-M	Doghouse	191.916
4	9	Scott Holmes	Cassutt III-M	Outlaw	178.968
5	20	Robert Austen	Cassutt III-M	Hindsight is 20/20	173.735
DNS	3	Ross Killin	Western Air Racing	The Kraken	
DNS	15	Ryszard Zadow	Cassutt III-M	Last Lap Player	
DNS	592	Jason Barksdale	Cassutt III-M	Tony the Tiger	

2019 Formula One Heat 2A

Place	Race #	Pilot	AC Type	AC Name	Speed
1	34	Justin Meaders	Snoshoo SR-1	Limitless	234.156
2	31	Lowell Slatter	Gilbert DG2	Fraed Naught	233.889
3	11	Steve Senegal	Arnold AR-6	Endeavor	231.821
4	79	Justin Phillipson	Shoestring	No Strings Attached	225.723
5	4	Jerry Marshall	Cassutt III-M	Tumbleweed	218.699
6	12	Yingnan Zhou	Cassutt III-M	Outrageous	211.285
7	81	Des Hart	Cassutt III-M	Sleeper	192.216
8	8	Steve Temple	Cassutt III-M	Heat Stroke	189.068

2019 Formula One Bronze

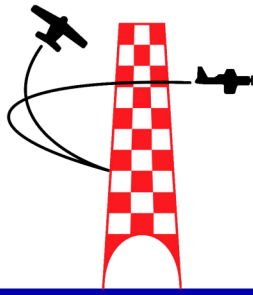
Place	Race #	Pilot	AC Type	AC Name	Speed
1	47	Chris Weaver	Cassutt III-M	Mach Chicken	179.464
2	76	Tom Siegler	Cassutt III-M	Doghouse	178.882
3	26	Kent Jackson	Cassutt III-M	Fast and Easy	176.382
4	9	Scott Holmes	Cassutt III-M	Outlaw	173.454
5	8	Steve Temple	Cassutt III-M	Heat Stroke	173.287
6	72	Matt Moore	Cassutt III-M	The ACME Special	165.012
7	48	Matt Hughes	Cassutt Racer	Atomic Pumpkin	164.687
8	20	Robert Austen	Cassutt III-M	Hindsight is 20/20	164.618

2019 Formula One Silver

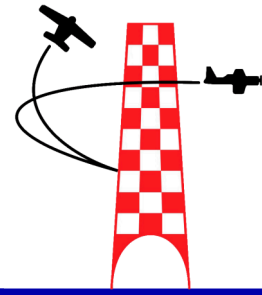
Place	Race #	Pilot	AC Type	AC Name	Speed
1	8	Steve Temple	Cassutt III-M	Heat Stroke	194.754
2	52	Steve Tumlin	Cassutt III-M	Fiesty	187.442
3	76	Tom Siegler	Cassutt III-M	Doghouse	186.082
4	26	Paul Newman	Cassutt III-M	Fast and Easy	181.376
5	9	Scott Holmes	Cassutt III-M	Outlaw	173.682
6	47	Chris Weaver	Cassutt III-M	Mach Chicken	173.206
7	72	Matt Moore	Cassutt III-M	The ACME Special	164.291
8	48	Blaire Hamilton	Cassutt Racer	Atomic Pumpkin	163.760

2019 Formula One Gold

Place	Race #	Pilot	AC Type	AC Name	Speed
1	31	Lowell Slatter	Gilbert DG2	Fraed Naught	243.442
2	34	Justin Meaders	Snoshoo SR-1	Limitless	237.010
3	11	Steve Senegal	Arnold AR-6	Endeavor	235.995
4	79	Justin Phillipson	Shoestring	No Strings Attached	225.047
5	4	Jerry Marshall	Cassutt III-M	Tumbleweed	219.675
6	12	Yingnan Zhou	Cassutt III-M	Outrageous	217.070
7	54	Jim Jordan	Cassutt III-M	Miss Min	216.846
8	81	Des Hart	Cassutt III-M	Sleeper	191.356



2019 Reno Air Races Biplane Racing Reports



2019 Biplane Qualifying

Place	Race #	Pilot	AC Type	AC Name	Speed
1	62	Andrew Buehler	Modified Mong Sport	Phantom	245.009
2	18	John D'Alessandris	Pitts S-1S	RB Special	211.729
3	66	Jeff Rose	Pitts S-1C	Second Hand	205.544
4	27	Phillip Ensley	Pitts S-1S	Magic	204.794
5	17	Eric Zine	Pitts S-1S	Yellow Fever	198.271
6	3	Sam Swift	Pitts S-LHN	Smokin' Hot	197.918
7	7X	Patrick McGarry	Pitts S-1S	Racer X	194.097
8	25	Tommy Suell	Pitts S-1C	Shake & Bake	189.585
9	32	Alan Hoover	Pitts S-1	There Be Dragons	186.676
10	69	Kevin Harper	Pitts S-1S	The Yellow Bomber	183.608
11	31	Tony Higa	Pitts S-1S	Tango Tango	182.989
12	6	Jeffrey Lo	Pitts S-1S	Miss Diane	180.009
13	84	Alan Hoover	Pitts S-1E	Panther	178.325
14	33	Anthony Oshinuga	Pitts S-1S	Black Hawk	175.119
15	76	Dave Holmgren	Ultimate 10-200	Rudolf	166.592
16	247	Scott McDonald	Christen Eagle II	Slow Roll	157.569
17	314	Scott Prewitt	Pitts S-1C	Red Ryder	149.096
18	22	Nicholas Kellikidis	Pitts S-1C	Nice and EZ	138.121

2019 Biplane Heat 1B

Place	Race #	Pilot	AC Type	AC Name	Speed
1	32	Alan Hoover	Pitts S-1	There Be Dragons	186.454
2	31	Tony Higa	Pitts S-1S	Tango Tango	178.450
3	6	Jeffrey Lo	Pitts S-1S	Miss Diane	177.714
4	69	Kevin Harper	Pitts S-1S	The Yellow Bomber	176.749
5	33	Anthony Oshinuga	Pitts S-1S	Black Hawk	169.546
6	247	Scott McDonald	Christen Eagle II	Slow Roll	147.497
7	22	Nicholas Kellikidis	Pitts S-1C	Nice and EZ	146.697
8	314	Scott Prewitt	Pitts S-1C	Red Ryder	140.089
9	76	Dave Holmgren	Ultimate 10-200	Rudolf	140.006
DNS	84	Alan Hoover	Pitts S-1E	Panther	

2019 Biplane Heat 1A

Place	Race #	Pilot	AC Type	AC Name	Speed
1	62	Andrew Buehler	Modified Mong Sport	Phantom	235.185
2	18	John D'Alessandris	Pitts S-1S	RB Special	208.818
3	66	Jeff Rose	Pitts S-1C	Second Hand	197.946
4	3	Sam Swift	Pitts S-LHN	Smokin' Hot	191.425
5	27	Phillip Ensley	Pitts S-1S	Magic	191.349
6	17	Eric Zine	Pitts S-1S	Yellow Fever	191.054
7	25	Tommy Suell	Pitts S-1C	Shake & Bake	190.915
8	7X	Patrick McGarry	Pitts S-1S	Racer X	179.101

2019 Biplane Heat 2B

Place	Race #	Pilot	AC Type	AC Name	Speed
1	32	Alan Hoover	Pitts S-1	There Be Dragons	184.733
2	6	Jeffrey Lo	Pitts S-1S	Miss Diane	178.353
3	31	Tony Higa	Pitts S-1S	Tango Tango	176.962
4	69	Kevin Harper	Pitts S-1S	The Yellow Bomber	175.340
5	33	Anthony Oshinuga	Pitts S-1S	Black Hawk	169.511
6	22	Nicholas Kellikidis	Pitts S-1C	Nice and EZ	150.470
7	247	Scott McDonald	Christen Eagle II	Slow Roll	150.463
8	314	Scott Prewitt	Pitts S-1C	Red Ryder	142.231
9	76	Dave Holmgren	Ultimate 10-200	Rudolf	141.448
DNS	84	Alan Hoover	Pitts S-1E	Panther	

2019 Biplane Heat 2A

Place	Race #	Pilot	AC Type	AC Name	Speed
1	62	Andrew Buehler	Modified Mong Sport	Phantom	227.876
2	66	Jeff Rose	Pitts S-1C	Second Hand	195.672
3	3	Sam Swift	Pitts S-LHN	Smokin' Hot	190.823
4	27	Phillip Ensley	Pitts S-1S	Magic	190.778
5	17	Eric Zine	Pitts S-1S	Yellow Fever	189.123
6	25	Tommy Suell	Pitts S-1C	Shake & Bake	189.001
7	7X	Patrick McGarry	Pitts S-1S	Racer X	184.338
DNS	18	John D'Alessandris	Pitts S-1S	RB Special	

2019 Biplane Heat 3B

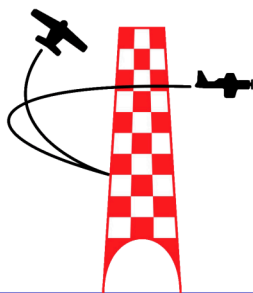
Place	Race #	Pilot	AC Type	AC Name	Speed
1	32	Alan Hoover	Pitts S-1	There Be Dragons	185.351
2	31	Tony Higa	Pitts S-1S	Tango Tango	178.459
3	6	Jeffrey Lo	Pitts S-1S	Miss Diane	177.588
4	69	Kevin Harper	Pitts S-1S	The Yellow Bomber	177.128
5	33	Anthony Oshinuga	Pitts S-1S	Black Hawk	172.043
6	22	Nicholas Kellikidis	Pitts S-1C	Nice and EZ	152.597
7	247	Scott McDonald	Christen Eagle II	Slow Roll	151.509
8	314	Scott Prewitt	Pitts S-1C	Red Ryder	142.714
DNS	76	Dave Holmgren	Ultimate 10-200	Rudolf	
DNS	84	Alan Hoover	Pitts S-1E	Panther	

2019 Biplane Heat 3A

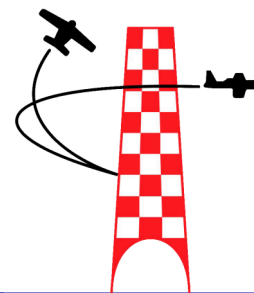
Place	Race #	Pilot	AC Type	AC Name	Speed
1	62	Andrew Buehler	Modified Mong Sport	Phantom	227.755
2	27	Phillip Ensley	Pitts S-1S	Magic	197.517
3	66	Scott Thomson	Pitts S-1C	Second Hand	197.180
4	3	Sam Swift	Pitts S-LHN	Smokin' Hot	197.119
5	17	Eric Zine	Pitts S-1S	Yellow Fever	194.441
6	7X	Patrick McGarry	Pitts S-1S	Racer X	188.328
DNS	18	John D'Alessandris	Pitts S-1S	RB Special	
DQ	25	Tommy Suell	Pitts S-1C	Shake & Bake	

2019 Biplane Silver

Place	Race #	Pilot	AC Type	AC Name	Speed
1	32	Alan Hoover	Pitts S-1	There Be Dragons	180.074
2	69	Kevin Harper	Pitts S-1S	The Yellow Bomber	178.014
3	6	Jeffrey Lo	Pitts S-1S	Miss Diane	177.786
4	33	Anthony Oshinuga	Pitts S-1S	Black Hawk	170.809
5	247	Scott McDonald	Christen Eagle II	Slow Roll	151.334
6	314	Scott Prewitt	Pitts S-1C	Red Ryder	141.849
7	76	Dave Holmgren	Ultimate 10-200	Rudolf	141.788
DNS	84	Alan Hoover	Pitts S-1E	Panther	
DQ	22	Nicholas Kellikidis	Pitts S-1C	Nice and EZ	
DQ	31	Tony Higa	Pitts S-1S	Tango Tango	



2019 Reno Air Races Sport Racing Reports



2019 Sport Qualifying

Place	Race #	Pilot	AC Type	AC Name	Speed
1	30	Andrew Findlay	Lancair Super Legacy	One Moment	398.346
2	39	Jeff LaVelle	Super Glasair III	Race 39	396.886
3	24	Jim Rust	Super Glasair III	Race 24	379.577
4	44	Lynn Farnsworth	Lancair Super Legacy	Miss Karen II	358.821
5	47	Bob Mills	Super Glasair III	Mojo	353.340
6	3	Sean VanHatten	Super Glasair III	Havoc	345.739
7	67	Peter Balmer	Thunder Mustang	Swiss Thunder	341.252
8	151	Mathias Haid	Thunder Mustang	Clas Thunder I	328.844
9	42	Kevin Eldredge	NXT	Relentless	325.886
10	90	Conrad Huffstutler	Lancair Legacy	Breathless	307.670
11	15	Vicky Benzing	Lancair Legacy	Lucky Girl	299.286
12	181	Karl Grove	Lancair Super Legacy	GA1	297.699
13	2	Marion Stemmer	Lancair Legacy	Modo Mio	289.157
14	66	Ernie Sutter	Lancair Legacy	Jus Pass'n Thru	288.244
15	56	George Catalano	Lancair Legacy	Bad Dingo	282.519
16	34	John Flanagan	Glasair III	White Lightning	278.382
17	232	Todd Rudberg	RV-8	Undaunted	276.899
18	611	Joe Coraggio	Lancair Legacy	Ramp Rat's Ride	274.386
19	91	Ryan Moran	Glasair III	Breaking Wind	273.144
20	888	Neil Wischer	RV-8	Triple Eight	266.720
21	25	Kirk Murphy	Glasair SH-2R	Papa's Ride	260.327
22	68	Elliot Seguin	SX-300	Wasabinought	260.320
23	270	Dan West	RV-8	Whiskey Tango	259.084
24	99	Dave Morss	Morse 320	Martin & Karens Legacy	257.077
25	22	Rick Vandam	Glasair II-S	Greenstreak	256.325
26	49	James Stringer	Super RV-6	Rocket Six	253.363
27	101	Lee Ulrich	RV-7	General Lee	249.921
28	31	Mark Frederickson	Lancair 320	Tenacity	244.503
29	80	Skylor Piper	RV-8	Miss Ruby S	242.364
30	61	Louis Gabriel	Lancair 360	Blind Luck	241.104

31	130	Olivier Langeard	TB 30 Epsilon	Zebulon	238.145
32	314	Scott Prewitt	F-1 Rocket	Phantom Rocket	237.493
33	54	Steve Senegal	Super RV-8	Navy 8	235.847
34	17	Chris Schaich	Harmon Rocket II	Calamity Jane	233.791
35	35	Shawn Jordan	RV-4	Racing Rivets	229.801
36	744	Tommy Ishii	RV-8	Millennial Falcon	204.878

2019 Sport Heat 1D

Place	Race #	Pilot	AC Type	AC Name	Speed
1	61	Miguel Carrera	Lancair 360	Blind Luck	230.555
2	80	Skylor Piper	RV-8	Miss Ruby S	229.480
3	130	Olivier Langeard	TB 30 Epsilon	Zebulon	228.394
4	314	Scott Prewitt	F-1 Rocket	Phantom Rocket	223.646
5	54	Steve Senegal	Super RV-8	Navy 8	223.612
6	17	Chris Schaich	Harmon Rocket II	Calamity Jane	223.126
7	35	Shawn Jordan	RV-4	Racing Rivets	199.053
8	744	Tommy Ishii	RV-8	Millennial Falcon	198.128

2019 Sport Heat 1C

Place	Race #	Pilot	AC Type	AC Name	Speed
1	611	Joe Coraggio	Lancair Legacy	Ramp Rat's Ride	274.720
2	99	Dave Morss	Morse 320	Martin & Karens Legacy	267.361
3	91	Ryan Moran	Glasair III	Breaking Wind	266.764
4	68	Elliot Seguin	SX-300	Wasabinought	263.389
5	888	Neil Wischer	RV-8	Triple Eight	255.886
6	25	Kirk Murphy	Glasair SH-2R	Papa's Ride	254.466
7	270	Dan West	RV-8	Whiskey Tango	242.809
8	31	Mark Frederickson	Lancair 320	Tenacity	241.110

2019 Sport Heat 1B

Place	Race #	Pilot	AC Type	AC Name	Speed
1	90	Conrad Huffstutler	Lancair Legacy	Breathless	292.925
2	15	Vicky Benzing	Lancair Legacy	Lucky Girl	292.244
3	2	Vince Walker	Lancair Legacy	Modo Mio	291.658
4	66	Ernie Sutter	Lancair Legacy	Jus Pass'n Thru	279.892
5	56	George Catalano	Lancair Legacy	Bad Dingo	278.922
6	34	John Flanagan	Glasair III	White Lightning	272.533
7	232	Todd Rudberg	RV-8	Undaunted	262.099
DNF	181	Karl Grove	Lancair Super Legacy	GA1	

2019 Sport Heat 1A

Place	Race #	Pilot	AC Type	AC Name	Speed
1	30	Andrew Findlay	Lancair Super Legacy	One Moment	385.864
2	24	Jim Rust	Super Glasair III	Race 24	366.823
3	67	Peter Balmer	Thunder Mustang	Swiss Thunder	347.952
4	151	Mathias Haid	Thunder Mustang	Clas Thunder I	316.360
5	44	Lynn Farnsworth	Lancair Super Legacy	Miss Karen II	302.405
DNF	42	Kevin Eldredge	NXT	Relentless	
DNF	39	Jeff LaVelle	Super Glasair III	Race 39	
DNS	47	Bob Mills	Super Glasair III	Mojo	

2019 Sport Heat 2D

Place	Race #	Pilot	AC Type	AC Name	Speed
1	270	Dan West	RV-8	Whiskey Tango	240.857
2	101	Lee Ulrich	RV-7	General Lee	240.815
3	130	Olivier Langeard	TB 30 Epsilon	Zebulon	229.463
4	314	Scott Prewitt	F-1 Rocket	Phantom Rocket	226.626
4	54	Steve Senegal	Super RV-8	Navy 8	226.626
6	17	Chris Schaich	Harmon Rocket II	Calamity Jane	225.740
7	35	Shawn Jordan	RV-4	Racing Rivets	222.769
8	744	Tommy Ishii	RV-8	Millennial Falcon	200.792

2019 Sport Heat 2C

Place	Race #	Pilot	AC Type	AC Name	Speed
1	99	Dave Morss	Morse 320	Martin & Karens Legacy	270.393
2	91	Ryan Moran	Glasair III	Breaking Wind	265.346
3	68	Elliot Seguin	SX-300	Wasabinought	264.852
4	25	Kirk Murphy	Glasair SH-2R	Papa's Ride	257.448
5	888	Neil Wischer	RV-8	Triple Eight	256.711
6	22	Rick Vandam	Glasair II-S	Greenstreak	249.767
7	49	James Stringer	Super RV-6	Rocket Six	249.254
DNF	232	Todd Rudberg	RV-8	Undaunted	

2019 Sport Heat 2B

Place	Race #	Pilot	AC Type	AC Name	Speed
1	181	Karl Grove	Lancair Super Legacy	GA1	306.929
2	2	Vince Walker	Lancair Legacy	Modo Mio	299.616
3	90	Conrad Huffstutler	Lancair Legacy	Breathless	296.527
4	15	Vicky Benzing	Lancair Legacy	Lucky Girl	296.159
5	66	Ernie Sutter	Lancair Legacy	Jus Pass'n Thru	288.156
6	56	George Catalano	Lancair Legacy	Bad Dingo	282.549
7	611	Joe Coraggio	Lancair Legacy	Ramp Rat's Ride	276.552
DNS	34	John Flanagan	Glasair III	White Lightning	

2019 Sport Heat 2A

Place	Race #	Pilot	AC Type	AC Name	Speed
1	30	Andrew Findlay	Lancair Super Legacy	One Moment	388.378
2	24	Jim Rust	Super Glasair III	Race 24	365.012
3	67	Peter Balmer	Thunder Mustang	Swiss Thunder	357.972
4	47	Bob Mills	Super Glasair III	Mojo	352.009
5	44	Lynn Farnsworth	Lancair Super Legacy	Miss Karen II	324.299
6	151	Mathias Haid	Thunder Mustang	Clas Thunder I	312.879
DNS	42	Kevin Eldredge	NXT	Relentless	
DNS	39	Jeff LaVelle	Super Glasair III	Race 39	

2019 Sport Heat 3D

Place	Race #	Pilot	AC Type	AC Name	Speed
1	101	Lee Ulrich	RV-7	General Lee	240.711
2	270	Dan West	RV-8	Whiskey Tango	236.852
3	31	Mark Frederickson	Lancair 320	Tenacity	236.328
4	80	Skylor Piper	RV-8	Miss Ruby S	228.460
5	17	Chris Schaich	Harmon Rocket II	Calamity Jane	224.485
6	35	Shawn Jordan	RV-4	Racing Rivets	194.766
7	744	Tommy Ishii	RV-8	Millennial Falcon	190.168
DNF	61	Louis Gabriel	Lancair 360	Blind Luck	

2019 Sport Heat 3C

Place	Race #	Pilot	AC Type	AC Name	Speed
1	99	Dave Morss	Morse 320	Martin & Karens Legacy	265.838
2	91	Ryan Moran	Glasair III	Breaking Wind	264.916
3	68	Elliot Seguin	SX-300	Wasabinought	262.978
4	888	Neil Wischer	RV-8	Triple Eight	259.195
5	25	Kirk Murphy	Glasair SH-2R	Papa's Ride	256.897
6	22	Rick Vandam	Glasair II-S	Greenstreak	247.928
7	49	James Stringer	Super RV-6	Rocket Six	247.705
DNS	232	Todd Rudberg	RV-8	Undaunted	

2019 Sport Heat 3B

Place	Race #	Pilot	AC Type	AC Name	Speed
1	2	Vince Walker	Lancair Legacy	Modo Mio	320.092
2	181	Karl Grove	Lancair Super Legacy	GA1	315.652
3	90	Conrad Huffstutler	Lancair Legacy	Breathless	303.735
4	15	Vicky Benzing	Lancair Legacy	Lucky Girl	299.729
5	66	Ernie Sutter	Lancair Legacy	Jus Pass'n Thru	292.109
6	56	George Catalano	Lancair Legacy	Bad Dingo	283.325
7	34	John Flanagan	Glasair III	White Lightning	281.281
8	611	Joe Coraggio	Lancair Legacy	Ramp Rat's Ride	280.718

2019 Sport Heat 3A

Place	Race #	Pilot	AC Type	AC Name	Speed
1	30	Andrew Findlay	Lancair Super Legacy	One Moment	397.647
2	39	Jeff LaVelle	Super Glasair III	Race 39	373.724
3	42	Kevin Eldredge	NXT	Relentless	350.784
4	44	Lynn Farnsworth	Lancair Super Legacy	Miss Karen II	340.625
5	47	Bob Mills	Super Glasair III	Mojo	333.526
6	151	Mathias Haid	Thunder Mustang	Clas Thunder I	312.383
DNF	67	Peter Balmer	Thunder Mustang	Swiss Thunder	
DNF	24	Jim Rust	Super Glasair III	Race 24	

2019 Sport Medallion

Place	Race #	Pilot	AC Type	AC Name	Speed
1	31	Mark Frederickson	Lancair 320	Tenacity	241.469
2	130	Olivier Langeard	TB 30 Epsilon	Zebulon	234.438
3	314	Scott Prewitt	F-1 Rocket	Phantom Rocket	229.211
4	61	Miguel Carrera	Lancair 360	Blind Luck	228.736
5	17	Chris Schaich	Harmon Rocket II	Calamity Jane	228.106
6	35	Shawn Jordan	RV-4	Racing Rivets	224.128
7	80	Skylor Piper	RV-8	Miss Ruby S	219.214
8	744	Tommy Ishii	RV-8	Millennial Falcon	204.959

2019 Sport Bronze

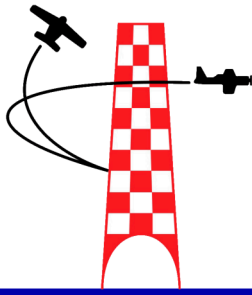
Place	Race #	Pilot	AC Type	AC Name	Speed
1	68	Elliot Seguin	SX-300	Wasabinought	273.836
2	888	Neil Wischer	RV-8	Triple Eight	268.016
3	232	Todd Rudberg	RV-8	Undaunted	265.446
4	25	Kirk Murphy	Glasair SH-2R	Papa's Ride	262.113
5	22	Rick Vandam	Glasair II-S	Greenstreak	254.569
6	49	James Stringer	Super RV-6	Rocket Six	254.257
7	101	Lee Ulrich	RV-7	General Lee	254.069
DNF	270	Dan West	RV-8	Whiskey Tango	

2019 Sport Silver

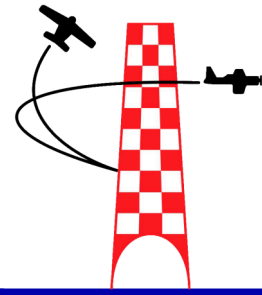
Place	Race #	Pilot	AC Type	AC Name	Speed
1	90	Conrad Huffstutler	Lancair Legacy	Breathless	300.861
2	15	Vicky Benzing	Lancair Legacy	Lucky Girl	298.194
3	56	George Catalano	Lancair Legacy	Bad Dingo	281.919
4	66	Ernie Sutter	Lancair Legacy	Jus Pass'n Thru	281.874
5	34	John Flanagan	Glasair III	White Lightning	278.710
6	611	Joe Coraggio	Lancair Legacy	Ramp Rat's Ride	278.337
7	99	Dave Morss	Morse 320	Martin & Karens Legacy	267.199
8	91	Ryan Moran	Glasair III	Breaking Wind	262.565

2019 Sport Gold

Place	Race #	Pilot	AC Type	AC Name	Speed
1	30	Andrew Findlay	Lancair Super Legacy	One Moment	390.744
2	42	Kevin Eldredge	NXT	Relentless	358.740
3	47	Bob Mills	Super Glasair III	Mojo	344.257
4	181	Karl Grove	Lancair Super Legacy	GA1	312.225
5	2	Vince Walker	Lancair Legacy	Modo Mio	311.492
6	151	Mathias Haid	Thunder Mustang	Clas Thunder I	307.106
DNF	44	Lynn Farnsworth	Lancair Super Legacy	Miss Karen II	
DNF	39	Jeff LaVelle	Super Glasair III	Race 39	



2019 Reno Air Races T-6 Racing Reports



2019 T-6 Qualifying

Place	Race #	Pilot	AC Type	AC Name	Speed
1	14	Chris Rushing	AT-6B	Barons Revenge	233.706
2	43	Chris LeFave	AT-6D	Midnight Miss III	232.773
3	6	Nick Macy	T-6G	Six Cat	231.439
4	66	Vic McMann	AT-6A	Gunslinger	229.422
5	88	John Lohmar	SNJ-5	Radial Velocity	229.189
6	5	Rick Siegfried	SNJ-4	Big Red	221.258
7	90	Greg McNeely	T-6G	Undecided	220.688
8	50	Vitaly Pecherskyy	AT-6C	Abracadabra	219.358
9	89	Gene McNeely	AT-6	Baby Boomer	218.042
10	2	Michael Pflieger	Harvard Mk. IV	Bare Essentials	217.605
11	49	Bill Muszala	SNJ-5	Miss Ellaneous	195.190
12	69	Lee Oman	AT-6D	Eros	195.043
13	73	Ralph Rina	T-6G	Miss Humboldt Hunny	192.743
14	33	Dennis Buehn	AT-6D	Money Trap	192.636
DNQ	98	Greg McNeely	T-6G	Almost Perfect	

2019 T-6 Heat 1C

Place	Race #	Pilot	AC Type	AC Name	Speed
1	49	Bill Muszala	SNJ-5	Miss Ellaneous	200.921
2	69	Lee Oman	AT-6D	Eros	198.277
3	33	Dennis Buehn	AT-6D	Money Trap	195.837
4	73	Chris LeFave	T-6G	Miss Humboldt Hunny	195.748
5	98	Greg McNeely	T-6G	Almost Perfect	195.739

2019 T-6 Heat 1B

Place	Race #	Pilot	AC Type	AC Name	Speed
1	90	Greg McNeely	T-6G	Undecided	220.238
2	5	Rick Siegfried	SNJ-4	Big Red	220.228
3	50	Vitaly Pechersky	AT-6C	Abracadabra	219.478
4	89	Gene McNeely	AT-6	Baby Boomer	218.116
5	2	Michael Pflieger	Harvard Mk. IV	Bare Essentials	214.990

2019 T-6 Heat 1A

Place	Race #	Pilot	AC Type	AC Name	Speed
1	14	Chris Rushing	AT-6B	Barons Revenge	236.311
2	43	Chris LeFave	AT-6D	Midnight Miss III	230.195
3	66	Vic McMann	AT-6A	Gunslinger	225.465
4	88	John Lohmar	SNJ-5	Radial Velocity	225.342
DNS	6	Nick Macy	T-6G	Six Cat	

2019 T-6 Heat 2C

Place	Race #	Pilot	AC Type	AC Name	Speed
1	49	Bill Muszala	SNJ-5	Miss Ellaneous	196.467
2	73	Ralph Rina	T-6G	Miss Humboldt Hunny	194.187
3	98	Greg McNeely	T-6G	Almost Perfect	194.130
4	69	Lee Oman	AT-6D	Eros	191.529
5	33	Dennis Buehn	AT-6D	Money Trap	191.164

2019 T-6 Heat 2B

Place	Race #	Pilot	AC Type	AC Name	Speed
1	90	Greg McNeely	T-6G	Undecided	217.023
2	5	Rick Siegfried	SNJ-4	Big Red	216.672
3	50	Vitaly Pecherskyy	AT-6C	Abracadabra	216.671
4	2	Michael Pflieger	Harvard Mk. IV	Bare Essentials	216.583
5	89	Gene McNeely	AT-6	Baby Boomer	216.329

2019 T-6 Heat 2A

Place	Race #	Pilot	AC Type	AC Name	Speed
1	14	Chris Rushing	AT-6B	Barons Revenge	235.390
2	43	Chris LeFave	AT-6D	Midnight Miss III	229.543
3	66	Vic McMann	AT-6A	Gunslinger	228.251
4	88	John Lohmar	SNJ-5	Radial Velocity	228.128
5	6	Nick Macy	T-6G	Six Cat	220.751

2019 T-6 Bronze

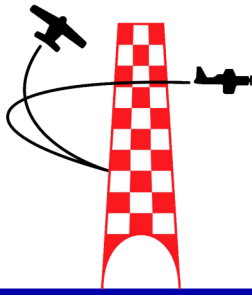
Place	Race #	Pilot	AC Type	AC Name	Speed
1	73	Ralph Rina	T-6G	Miss Humboldt Hunny	194.115
2	98	Greg McNeely	T-6G	Almost Perfect	193.846
3	49	Bill Muszala	SNJ-5	Miss Ellaneous	193.156
4	69	Lee Oman	AT-6D	Eros	185.438
5	33	Dennis Buehn	AT-6D	Money Trap	185.322

2019 T-6 Silver

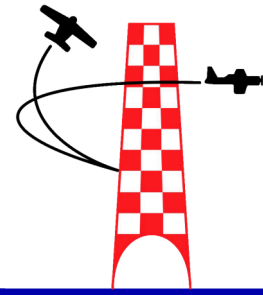
Place	Race #	Pilot	AC Type	AC Name	Speed
1	90	Greg McNeely	T-6G	Undecided	223.468
2	50	Vitaly Pecherskyy	AT-6C	Abacadabra	222.978
3	2	Michael Pflieger	Harvard Mk. IV	Bare Essentials	221.523
4	89	Gene McNeely	AT-6	Baby Boomer	221.310
5	5	Rick Siegfried	SNJ-4	Big Red	212.082

2019 T-6 Gold

Place	Race #	Pilot	AC Type	AC Name	Speed
1	14	Chris Rushing	AT-6B	Barons Revenge	235.081
2	43	Chris LeFave	AT-6D	Midnight Miss III	233.067
3	88	John Lohmar	SNJ-5	Radial Velocity	229.715
4	66	Vic McMann	AT-6A	Gunslinger	229.714
DNF	6	Nick Macy	T-6G	Six Cat	



2019 Reno Air Races Jet Racing Reports



2019 Jet Qualifying

Place	Race #	Pilot	AC Type	AC Name	Speed
1	11	Jerry Kerby	DeHavilland Vampire	Dark Shadow	513.756
2	24	Pete Zaccagnino	L-29 Delfin	Just Lucky	510.304
3	5	Rick Vandam	L-39 Albatros	American Spirit	494.960
4	777	Alexandre Eckmann	L-39 Albatros	Red Thunder	466.349
5	38	Scott Farnsworth	L-39GXT	No Compromises	459.902
6	1	Bob McCormack	L-39 Albatros	Athena	459.798
7	69	Lachie Onslow	L-39C	Drop Bear	446.953
8	54	Phil Fogg	L-39C	Robin 1	446.876
9	19	Charlie Camilleri	L-39C	Blue Ice	443.418
10	84	Scott Gusakov	L-39C	Tumbling Goose	437.277
11	6	Joe Gano	L-29 Delfin	Sluggo	405.735
12	7	Larry Labriola	L-39C	Sarance	392.331
13	61	Craig Wilcockson	L-29 Delfin	Miss Independance	383.049
14	369	Nathan Harnagel	Jet Provost MK5A	Miss Piggy	370.178

2019 Jet Heat 1C

Place	Race #	Pilot	AC Type	AC Name	Speed
1	19	Charlie Camilleri	L-39C	Blue Ice	424.016
2	6	Joe Gano	L-29 Delfin	Sluggo	383.676
3	61	Craig Wilcockson	L-29 Delfin	Miss Independance	380.333
4	84	Scott Gusakov	L-39C	Tumbling Goose	375.943
5	369	Nathan Harnagel	Jet Provost MK5A	Miss Piggy	362.035
DQ	7	Larry Labriola	L-39C	Sarance	

2019 Jet Heat 1B

Place	Race #	Pilot	AC Type	AC Name	Speed
1	1	Bob McCormack	L-39 Albatros	Athena	434.080
2	69	Lachie Onslow	L-39C	Drop Bear	429.533
3	54	Phil Fogg	L-39C	Robin 1	425.903
4	84	Scott Gusakov	L-39C	Tumbling Goose	410.667
5	7	Larry Labriola	L-39C	Sarance	381.184
6	6	Joe Gano	L-29 Delfin	Sluggo	379.458
7	61	Kevin Roll	L-29 Delfin	Miss Independance	378.958

2019 Jet Heat 1A

Place	Race #	Pilot	AC Type	AC Name	Speed
1	11	Jerry Kerby	DeHavilland Vampire	Dark Shadow	491.356
2	24	Pete Zaccagnino	L-29 Delfin	Just Lucky	486.439
3	5	Mike Steiger	L-39 Albatros	American Spirit	482.247
4	38	Scott Farnsworth	L-39GXT	No Compromises	433.256
5	54	Jeff Turney	L-39C	Robin 1	418.670
6	777	Alexandre Eckmann	L-39 Albatros	Red Thunder	408.443

2019 Jet Heat 2C

Place	Race #	Pilot	AC Type	AC Name	Speed
1	19	Charlie Camilleri	L-39C	Blue Ice	422.784
2	84	Scott Gusakov	L-39C	Tumbling Goose	414.809
3	6	Joe Gano	L-29 Delfin	Sluggo	390.934
4	61	Craig Wilcockson	L-29 Delfin	Miss Independance	390.253
5	7	Larry Labriola	L-39C	Sarance	371.370
6	369	Nathan Harnagel	Jet Provost MK5A	Miss Piggy	364.681

2019 Jet Heat 2B

Place	Race #	Pilot	AC Type	AC Name	Speed
1	1	Bob McCormack	L-39 Albatros	Athena	430.107
2	69	Lachie Onslow	L-39C	Drop Bear	426.188
3	54	Jeff Turney	L-39C	Robin 1	418.914
4	19	Charlie Camilleri	L-39C	Blue Ice	377.735
5	84	Scott Gusakov	L-39C	Tumbling Goose	371.619
6	61	Craig Wilcockson	L-29 Delfin	Miss Independance	370.973

2019 Jet Heat 2A

Place	Race #	Pilot	AC Type	AC Name	Speed
1	24	Pete Zaccagnino	L-29 Delfin	Just Lucky	510.411
2	5	Mike Steiger	L-39 Albatros	American Spirit	503.629
3	38	Scott Farnsworth	L-39GXT	No Compromises	446.911
4	69	Lachie Onslow	L-39C	Drop Bear	433.610
5	777	Alexandre Eckmann	L-39 Albatros	Red Thunder	430.752
DNS	11	Jerry Kerby	DeHavilland Vampire	Dark Shadow	

2019 Jet Heat 3C

Place	Race #	Pilot	AC Type	AC Name	Speed
1	19	Charlie Camilleri	L-39C	Blue Ice	424.445
2	84	Scott Gusakov	L-39C	Tumbling Goose	420.111
3	6	Joe Gano	L-29 Delfin	Sluggo	396.011
4	61	Craig Wilcockson	L-29 Delfin	Miss Independance	395.684
5	7	Larry Labriola	L-39C	Sarance	385.657
6	369	Nathan Harnagel	Jet Provost MK5A	Miss Piggy	357.811

2019 Jet Heat 3B

Place	Race #	Pilot	AC Type	AC Name	Speed
1	1	Bob McCormack	L-39 Albatros	Athena	430.106
2	69	Lachie Onslow	L-39C	Drop Bear	425.735
3	54	Jeff Turney	L-39C	Robin 1	417.616
4	84	Scott Gusakov	L-39C	Tumbling Goose	412.775
5	7	Larry Labriola	L-39C	Sarance	387.668
DQ	61	Craig Wilcockson	L-29 Delfin	Miss Independance	

2019 Jet Bronze

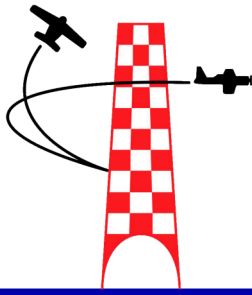
Place	Race #	Pilot	AC Type	AC Name	Speed
1	19	Charlie Camilleri	L-39C	Blue Ice	422.289
2	61	Craig Wilcockson	L-29 Delfin	Miss Independance	415.296
3	6	Joe Gano	L-29 Delfin	Sluggo	407.057
4	7	Larry Labriola	L-39C	Sarance	383.819
5	369	Nathan Harnagel	Jet Provost MK5A	Miss Piggy	375.924
DNF	84	Scott Gusakov	L-39C	Tumbling Goose	

2019 Jet Silver

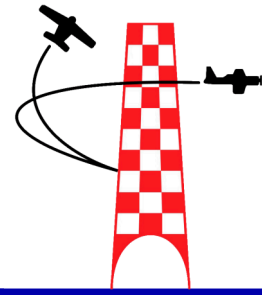
Place	Race #	Pilot	AC Type	AC Name	Speed
1	1	Bob McCormack	L-39 Albatros	Athena	436.522
2	69	Lachie Onslow	L-39C	Drop Bear	431.396
3	54	Jeff Turney	L-39C	Robin 1	429.113
4	19	Charlie Camilleri	L-39C	Blue Ice	417.213
5	61	Craig Wilcockson	L-29 Delfin	Miss Independance	403.127
6	7	Larry Labriola	L-39C	Sarance	372.044
7	369	Nathan Harnagel	Jet Provost MK5A	Miss Piggy	362.389

2019 Jet Gold

Place	Race #	Pilot	AC Type	AC Name	Speed
1	24	Pete Zaccagnino	L-29 Delfin	Just Lucky	495.106
2	5	Mike Steiger	L-39 Albatros	American Spirit	488.129
3	38	Scott Farnsworth	L-39GXT	No Compromises	437.130
4	777	Alexandre Eckmann	L-39 Albatros	Red Thunder	435.061
5	1	Bob McCormack	L-39 Albatros	Athena	428.593
6	69	Lachie Onslow	L-39C	Drop Bear	425.637
7	54	Phil Fogg	L-39C	Robin 1	415.344



2019 Reno Air Races Unlimited Racing Reports



2019 Unlimited Qualifying

Place	Race #	Pilot	AC Type	AC Name	Speed
1	8	Dennis Sanders	TMK 20 Sea Fury	Dreadnought	417.868
2	11	Brent Hisey	P-51D Mustang	Miss America	414.131
3	114	Sherman Smoot	MK 11 Sea Fury	Argonaut	372.497
4	924	Joel Swager	TMK 20 Sea Fury	924G	372.341
5	2	Mike Brown	F-51D Mustang	Goldfinger	353.661
6	31	Dan Vance	P-51D Mustang	Speedball Alice	348.012
7	44	Brant Seghetti	P-51D Mustang	Blondie	342.772
8	0	Robbie Patterson	F-51D Mustang	Wee Willy II	322.886
9	63	Jim "JD" Dale	P-63C Kingcobra	Pretty Polly	309.364
10	41	Michael Pflieger	P-51D Mustang	Lady B	306.336
11	62	Tom Nightingale	P-51D Mustang	Bunny	299.638
DNQ	71	Curt Brown	FB 11 Sea Fury	Sawbones	

2019 Unlimited Heat 1A

Place	Race #	Pilot	AC Type	AC Name	Speed
1	2	Mike Brown	F-51D Mustang	Goldfinger	335.864
2	31	Dan Vance	P-51D Mustang	Speedball Alice	308.407
3	44	Brant Seghetti	P-51D Mustang	Blondie	306.857
4	0	Robbie Patterson	F-51D Mustang	Wee Willy II	306.749
5	41	Michael Pflieger	P-51D Mustang	Lady B	305.906
6	62	Mark Moodie	P-51D Mustang	Bunny	305.614
7	63	Jim "JD" Dale	P-63C Kingcobra	Pretty Polly	276.207

2019 Unlimited Heat 2B

Place	Race #	Pilot	AC Type	AC Name	Speed
1	31	Dan Vance	P-51D Mustang	Speedball Alice	315.562
2	44	Brant Seghetti	P-51D Mustang	Blondie	314.701
3	0	Robbie Patterson	F-51D Mustang	Wee Willy II	314.469
4	41	Michael Pflieger	P-51D Mustang	Lady B	300.419
5	62	Tom Nightingale	P-51D Mustang	Bunny	296.638
6	63	Patrick Nightingale	P-63C Kingcobra	Pretty Polly	293.177

2019 Unlimited Heat 2A

Place	Race #	Pilot	AC Type	AC Name	Speed
1	8	Dennis Sanders	TMK 20 Sea Fury	Dreadnought	420.785
2	11	Brent Hisey	P-51D Mustang	Miss America	384.368
3	114	Sherman Smoot	MK 11 Sea Fury	Argonaut	365.730
4	924	Joel Swager	TMK 20 Sea Fury	924G	364.348
5	2	Mike Brown	F-51D Mustang	Goldfinger	325.593

2019 Unlimited Heat 3B

Place	Race #	Pilot	AC Type	AC Name	Speed
1	44	Brant Seghetti	P-51D Mustang	Blondie	321.644
2	0	Robbie Patterson	F-51D Mustang	Wee Willy II	318.368
3	41	Michael Pflieger	P-51D Mustang	Lady B	316.439
4	62	Mark Moodie	P-51D Mustang	Bunny	315.101
DNS	63	Jim "JD" Dale	P-63C Kingcobra	Pretty Polly	

2019 Unlimited Heat 3A

Place	Race #	Pilot	AC Type	AC Name	Speed
1	8	Dennis Sanders	TMK 20 Sea Fury	Dreadnought	418.770
2	11	Brent Hisey	P-51D Mustang	Miss America	395.765
3	114	Sherman Smoot	MK 11 Sea Fury	Argonaut	362.554
4	924	Joel Swager	TMK 20 Sea Fury	924G	360.415
5	2	Mike Brown	F-51D Mustang	Goldfinger	334.863
6	31	Dan Vance	P-51D Mustang	Speedball Alice	297.478

2019 Unlimited Silver

Place	Race #	Pilot	AC Type	AC Name	Speed
1	44	Brant Seghetti	P-51D Mustang	Blondie	330.231
2	0	Robbie Patterson	F-51D Mustang	Wee Willy II	330.056
3	41	Michael Pflieger	P-51D Mustang	Lady B	307.218
4	62	Tom Nightingale	P-51D Mustang	Bunny	302.268
5	63	Patrick Nightingale	P-63C Kingcobra	Pretty Polly	296.668

2019 Unlimited Gold

Place	Race #	Pilot	AC Type	AC Name	Speed
1	8	Dennis Sanders	TMK 20 Sea Fury	Dreadnought	403.274
2	924	Joel Swager	TMK 20 Sea Fury	924G	348.818
3	2	Mike Brown	F-51D Mustang	Goldfinger	300.640
4	31	Dan Vance	P-51D Mustang	Speedball Alice	239.332
DNF	11	Brent Hisey	P-51D Mustang	Miss America	
DNF	114	Sherman Smoot	MK 11 Sea Fury	Argonaut	
