


2017 Reno Air Races

Formula One Racing Reports



2017 Formula One Qualifying

Place	Race #	Pilot	AC Type	AC Name	Speed
1	31	Lowell Slatter	Gilbert DG2	Fraed Naught	244.071
2	11	Steve Senegal	Arnold AR-6	Endeavor	243.436
3	50	Vito Wypraechtger	Cassutt III-M	Scarlet Screamer	236.904
4	79	Justin Phillipson	Shoestring	No Strings Attached	225.265
5	69	Philip Goforth	Stratocaster	Knotty Girl	223.294
6	6	Dave Holmgren	Cassutt III-M	Aero Magic	221.157
7	4	Jerry Marshall	Cassutt III-M	Tumbleweed	219.975
8	99	Tim Cone	Cassutt III-M	What Airplane, Honey?	219.716
9	45	Steve Temple	Cassutt II-M	Quadnickel	216.234
10	22	Lio V. Mougel	GR-7 Panther	Hysteria	214.964
11	3	Ross Killin	Western Air Racing	The Kraken	209.400
12	8	Swaid Rahn	Cassutt III-M	Heat Stroke	196.943
13	26	Paul Newman	Cassutt III-M	Fast and Easy	194.487
14	15	Ryszard Zadow	Cassutt III-M	Last Lap Player	192.539
15	9	Scott Holmes	Cassutt III-M	Outlaw	185.177
16	58	Philip Goforth	Cassutt III-M	Sonic Zoom	178.734
17	52	Steve Temple	Cassutt III-M	Fiesty	170.510
18	27	Kent Jackson	Cassutt III-M	Once More	164.107
19	35	Joseph Clark	Cassutt III-M	Tigger	146.375
20	592	Jason Barksdale	Cassutt III-M	Tony the Tiger	146.143

2017 Formula One Heat 1C

Place	Race #	Pilot	AC Type	AC Name	Speed
1	27	Kent Jackson	Cassutt III-M	Once More	168.593
2	52	Steve Temple	Cassutt III-M	Fiesty	167.076
3	35	Joseph Clark	Cassutt III-M	Tigger	164.428
4	9	Scott Holmes	Cassutt III-M	Outlaw	162.332
5	592	Jason Barksdale	Cassutt III-M	Tony the Tiger	157.567
6	58	Philip Goforth	Cassutt III-M	Sonic Zoom	157.553
7	26	Paul Newman	Cassutt III-M	Fast and Easy	155.598

2017 Formula One Heat 1B

Place	Race #	Pilot	AC Type	AC Name	Speed
1	3	Ross Killin	Western Air Racing	The Kraken	210.953
2	22	Lio V. Mougel	GR-7 Panther	Hysteria	210.390
3	45	Steve Temple	Cassutt II-M	Quadnickel	210.277
4	8	Swaid Rahn	Cassutt III-M	Heat Stroke	201.592
5	15	Ryszard Zadow	Cassutt III-M	Last Lap Player	193.691
6	26	Paul Newman	Cassutt III-M	Fast and Easy	188.436
7	9	Scott Holmes	Cassutt III-M	Outlaw	178.924
DNS	58	Philip Goforth	Cassutt III-M	Sonic Zoom	

2017 Formula One Heat 1A

Place	Race #	Pilot	AC Type	AC Name	Speed
1	31	Lowell Slatter	Gilbert DG2	Fraed Naught	238.196
2	11	Steve Senegal	Arnold AR-6	Endeavor	233.185
3	50	Vito Wypraechtger	Cassutt III-M	Scarlet Screamer	226.502
4	69	Philip Goforth	Stratocaster	Knotty Girl	221.914
5	99	Tim Cone	Cassutt III-M	What Airplane, Honey?	221.157
6	4	Jerry Marshall	Cassutt III-M	Tumbleweed	207.371
DNF	79	Justin Phillipson	Shoestring	No Strings Attached	
DQ	6	Dave Holmgren	Cassutt III-M	Aero Magic	

2017 Formula One Heat 2C

Place	Race #	Pilot	AC Type	AC Name	Speed
1	58	Philip Goforth	Cassutt III-M	Sonic Zoom	171.714
2	35	Joseph Clark	Cassutt III-M	Tigger	161.860
3	592	Jason Barksdale	Cassutt III-M	Tony the Tiger	154.571
4	52	Steve Tumlin	Cassutt III-M	Fiesty	154.048
5	15	Ryszard Zadow	Cassutt III-M	Last Lap Player	153.998
6	26	Paul Newman	Cassutt III-M	Fast and Easy	153.166
7	9	Scott Holmes	Cassutt III-M	Outlaw	151.160
DQ	27	Kent Jackson	Cassutt III-M	Once More	

2017 Formula One Heat 2B

Place	Race #	Pilot	AC Type	AC Name	Speed
1	6	Dave Holmgren	Cassutt III-M	Aero Magic	202.539
2	15	Ryszard Zadow	Cassutt III-M	Last Lap Player	197.106
3	8	Swaid Rahn	Cassutt III-M	Heat Stroke	193.347
4	26	Paul Newman	Cassutt III-M	Fast and Easy	187.345
5	27	Kent Jackson	Cassutt III-M	Once More	173.096
6	9	Scott Holmes	Cassutt III-M	Outlaw	173.010
DNF	79	Justin Phillipson	Shoestring	No Strings Attached	
DNF	4	Jerry Marshall	Cassutt III-M	Tumbleweed	

2017 Formula One Heat 2A

Place	Race #	Pilot	AC Type	AC Name	Speed
1	31	Lowell Slatter	Gilbert DG2	Fraed Naught	245.031
2	50	Vito Wypraechtger	Cassutt III-M	Scarlet Screamer	230.354
3	69	Philip Goforth	Stratocaster	Knotty Girl	224.613
4	3	Ross Killin	Western Air Racing	The Kraken	212.593
5	22	Lio V. Mougel	GR-7 Panther	Hysteria	203.750
6	45	Steve Temple	Cassutt II-M	Quadnickel	203.695
DNF	11	Steve Senegal	Arnold AR-6	Endeavor	
DQ	99	Tim Cone	Cassutt III-M	What Airplane, Honey?	

2017 Formula One Bronze

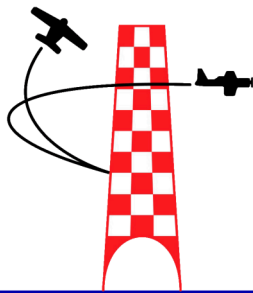
Place	Race #	Pilot	AC Type	AC Name	Speed
1	79	Justin Phillipson	Shoestring	No Strings Attached	221.144
2	35	Joseph Clark	Cassutt III-M	Tigger	162.620
3	592	Jason Barksdale	Cassutt III-M	Tony the Tiger	155.567
4	52	Steve Tumlin	Cassutt III-M	Fiesty	154.613
5	58	Philip Goforth	Cassutt III-M	Sonic Zoom	154.590
6	9	Scott Holmes	Cassutt III-M	Outlaw	153.715
7	27	Kent Jackson	Cassutt III-M	Once More	152.959
8	26	Paul Newman	Cassutt III-M	Fast and Easy	152.152

2017 Formula One Silver

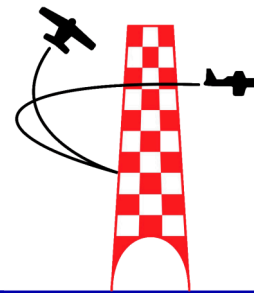
Place	Race #	Pilot	AC Type	AC Name	Speed
1	6	Dave Holmgren	Cassutt III-M	Aero Magic	213.707
2	8	Swaid Rahn	Cassutt III-M	Heat Stroke	204.178
3	15	Ryszard Zadow	Cassutt III-M	Last Lap Player	198.204
4	26	Paul Newman	Cassutt III-M	Fast and Easy	189.925
5	9	Scott Holmes	Cassutt III-M	Outlaw	180.439
6	27	Kent Jackson	Cassutt III-M	Once More	176.723
7	58	Philip Goforth	Cassutt III-M	Sonic Zoom	143.290
DNF	4	Jerry Marshall	Cassutt III-M	Tumbleweed	

2017 Formula One Gold

Place	Race #	Pilot	AC Type	AC Name	Speed
1	31	Lowell Slatter	Gilbert DG2	Fraed Naught	242.104
2	11	Steve Senegal	Arnold AR-6	Endeavor	240.607
3	50	Vito Wypraechtger	Cassutt III-M	Scarlet Screamer	228.650
4	69	Philip Goforth	Stratocaster	Knotty Girl	224.812
5	99	Tim Cone	Cassutt III-M	What Airplane, Honey?	223.468
6	22	Lio V. Mougel	GR-7 Panther	Hysteria	214.744
7	3	Ross Killin	Western Air Racing	The Kraken	210.205
8	45	Steve Temple	Cassutt II-M	Quadnickel	205.644



2017 Reno Air Races Biplane Racing Reports



2017 Biplane Qualifying

Place	Race #	Pilot	AC Type	AC Name	Speed
1	62	Andrew Buehler	Modified Mong Sport	Phantom	222.586
2	10	Jake Stewart	Pitts S-1S	Bad Mojo	218.324
3	3	Sam Swift	Pitts S-LHN	Smokin' Hot	197.633
4	17	Eric Zine	Pitts S-1S	Yellow Fever	194.875
5	32	Jeff Rose	Pitts S-1	There Be Dragons	189.243
6	31	Tony Higa	Pitts S-1S	Tango Tango	183.380
7	84	Alan Hoover	Pitts S-1E	Panther	182.905
8	25	Michael Stewart	Pitts S-1C	Trouble Maker	182.178
9	8	Casey Erickson	Pitts S-1S	The Batplane	177.963
10	6	Jeffrey Lo	Pitts S-1S	Miss Diane	175.911
11	26	Andrew Buehler	Mong Sport	Mistress	175.606
12	33	Anthony Oshinuga	Pitts S-1S	Black Hawk	162.741
13	23	Scott Thomson	Pitts S-1C	Miss Oyl	153.130
DNQ	18	John D'Alessandris	Pitts S-1S	RB Special	

2017 Biplane Heat 1B

Place	Race #	Pilot	AC Type	AC Name	Speed
1	6	Jeffrey Lo	Pitts S-1S	Miss Diane	179.448
2	8	Phillip Ensley	Pitts S-1S	The Batplane	175.122
3	26	Andrew Buehler	Mong Sport	Mistress	170.441
4	33	Anthony Oshinuga	Pitts S-1S	Black Hawk	170.259
5	23	Scott Thomson	Pitts S-1C	Miss Oyl	149.393

2017 Biplane Heat 1A

Place	Race #	Pilot	AC Type	AC Name	Speed
1	10	Jake Stewart	Pitts S-1S	Bad Mojo	211.656
2	17	Eric Zine	Pitts S-1S	Yellow Fever	194.465
3	3	Sam Swift	Pitts S-LHN	Smokin' Hot	192.704
4	32	Jeff Rose	Pitts S-1	There Be Dragons	183.258
5	25	Michael Stewart	Pitts S-1C	Trouble Maker	176.568
6	31	Tony Higa	Pitts S-1S	Tango Tango	176.525
DNS	84	Alan Hoover	Pitts S-1E	Panther	
DQ	62	Andrew Buehler	Modified Mong Sport	Phantom	

2017 Biplane Heat 2B

Place	Race #	Pilot	AC Type	AC Name	Speed
1	6	Jeffrey Lo	Pitts S-1S	Miss Diane	178.976
2	8	Phillip Ensley	Pitts S-1S	The Batplane	175.097
3	26	Andrew Buehler	Mong Sport	Mistress	171.904
4	33	Anthony Oshinuga	Pitts S-1S	Black Hawk	171.613
5	23	Scott Thomson	Pitts S-1C	Miss Oyl	150.201

2017 Biplane Heat 2A

Place	Race #	Pilot	AC Type	AC Name	Speed
1	10	Jake Stewart	Pitts S-1S	Bad Mojo	202.425
2	3	Sam Swift	Pitts S-LHN	Smokin' Hot	194.562
3	17	Eric Zine	Pitts S-1S	Yellow Fever	194.491
4	32	Jeff Rose	Pitts S-1	There Be Dragons	182.273
5	25	Michael Stewart	Pitts S-1C	Trouble Maker	181.246
6	31	Tony Higa	Pitts S-1S	Tango Tango	179.312
7	84	Alan Hoover	Pitts S-1E	Panther	178.253
DNS	62	Andrew Buehler	Modified Mong Sport	Phantom	

2017 Biplane Heat 3B

Place	Race #	Pilot	AC Type	AC Name	Speed
1	6	Robert Caster	Pitts S-1S	Miss Diane	174.120
2	8	Casey Erickson	Pitts S-1S	The Batplane	173.744
3	26	Andrew Buehler	Mong Sport	Mistress	172.401
4	33	Anthony Oshinuga	Pitts S-1S	Black Hawk	172.242
5	23	Scott Thomson	Pitts S-1C	Miss Oyl	150.278

2017 Biplane Heat 3A

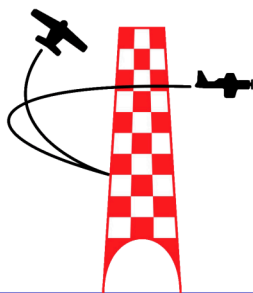
Place	Race #	Pilot	AC Type	AC Name	Speed
1	62	Andrew Buehler	Modified Mong Sport	Phantom	219.854
2	10	Jake Stewart	Pitts S-1S	Bad Mojo	213.379
3	17	Eric Zine	Pitts S-1S	Yellow Fever	196.427
4	25	Michael Stewart	Pitts S-1C	Trouble Maker	189.829
5	32	Jeff Rose	Pitts S-1	There Be Dragons	188.046
6	31	Tony Higa	Pitts S-1S	Tango Tango	187.051
7	84	Alan Hoover	Pitts S-1E	Panther	185.041
DNF	3	Sam Swift	Pitts S-LHN	Smokin' Hot	

2017 Biplane Silver

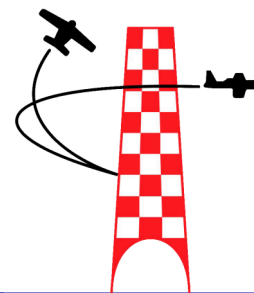
Place	Race #	Pilot	AC Type	AC Name	Speed
1	6	Jeffrey Lo	Pitts S-1S	Miss Diane	180.330
2	8	Casey Erickson	Pitts S-1S	The Batplane	176.631
3	26	Andrew Buehler	Mong Sport	Mistress	171.798
4	23	Scott Thomson	Pitts S-1C	Miss Oyl	151.171
DQ	33	Anthony Oshinuga	Pitts S-1S	Black Hawk	

2017 Biplane Gold

Place	Race #	Pilot	AC Type	AC Name	Speed
1	62	Andrew Buehler	Modified Mong Sport	Phantom	226.725
2	10	Jake Stewart	Pitts S-1S	Bad Mojo	209.118
3	17	Eric Zine	Pitts S-1S	Yellow Fever	195.427
4	25	Michael Stewart	Pitts S-1C	Trouble Maker	188.726
5	32	Jeff Rose	Pitts S-1	There Be Dragons	184.675
6	31	Tony Higa	Pitts S-1S	Tango Tango	182.910
7	84	Alan Hoover	Pitts S-1E	Panther	182.333
DNF	3	Sam Swift	Pitts S-LHN	Smokin' Hot	



2017 Reno Air Races Sport Racing Reports



2017 Sport Qualifying

Place	Race #	Pilot	AC Type	AC Name	Speed
1	39	Jeff LaVelle	Super Glasair III		401.004
2	6	Vicky Benzing	Lancair Super Legacy	Lucky Too	377.840
3	8	Dave Sterling	Lancair Super Legacy		367.716
4	30	Andrew Findlay	Lancair Super Legacy	One Moment	356.235
5	47	Bob Mills	Super Glasair III	Mojo	351.830
6	67	Peter Balmer	Thunder Mustang	Swiss Thunder	337.888
7	42	Kevin Eldredge	NXT	Relentless	319.639
8	151	Mathias Haid	Thunder Mustang	Clas Thunder I	306.606
9	2	Vince Walker	Lancair Legacy	Modo Mio	303.771
10	32	Alan Crawford	Lancair Legacy	Beast	298.208
11	66	Harry Jay Adams	Lancair Legacy	Jus Pass'n Thru	297.295
12	92	David Robinson	Lancair Legacy	Desert Lightning	284.160
13	55	Tom McNerney	Lancair 360	Unleashed	264.120
14	25	Kirk Murphy	Glasair SH-2R	Papa's Ride	263.234
15	28	Pete Zaccagnino	Lancair Legacy	Coming In Hot	262.722
16	628	Sean VanHatten	Lancair Legacy	Seastar	261.963
17	808	Ben Fouts	Glasair III	The Goose	258.170
18	0	Chiwami Takagi-Read	Lancair Legacy	Sky Pirate	257.640
19	22	John Flanagan	Glasair II-S	Greenstreak	254.967
20	540	Scott Gusakov	Glasair III	Tumbling Goose	254.502
21	82	Eric Hansen	Glasair III	Ruby's Throne	254.102
22	99	Dave Morss	Morse 320	Martin's Legacy	251.670
23	101	Lee Ulrich	RV-7	General Lee	244.241
24	49	James Stringer	Super RV-6	Rocket Six	242.090
25	56	George Catalano	Lancair 320	Bad Dingo	238.316
26	314	Scott Prewitt	F-1 Rocket	Phantom Rocket	232.999
27	61	Louis Gabriel	Lancair 360	Blind Luck	232.226
28	31	Mark Frederickson	Lancair 320	Tenacity	231.082
29	80	Skylor Piper	RV-8	Miss Ruby S	230.116
30	14	Brett Schuck	Glasair II-TD	Rat Rod	227.996

31	17	Chris Schaich	Harmon Rocket II	Calamity Jane	227.352
32	888	Neil Wischer	RV-8	Triple Eight	227.261
33	771	Stephen Christopher	RV-7	Margarita!	226.421
34	26	Robert Swortzel	RV-8		223.613
35	96	Mark Ter Keurs	GP-4	La Otra	223.503
36	81	Matt Beaubien	RV-4	Low Motion	221.235
37	43	George Ford	RV-8	Ice Hawk	219.944
38	90	Conrad Huffstutler	Lancair Mako	Lancair Mako	217.579
39	87	Axel Alvarez	RV-4	Dilemma	214.931
DNQ	352	John Parker	Thunder Mustang	Blue Thunder II	

2017 Sport Heat 1D

Place	Race #	Pilot	AC Type	AC Name	Speed
1	888	Neil Wischer	RV-8	Triple Eight	223.181
2	17	Chris Schaich	Harmon Rocket II	Calamity Jane	222.556
3	771	Stephen Christopher	RV-7	Margarita!	216.894
4	26	Robert Swortzel	RV-8		215.996
5	81	Matt Beaubien	RV-4	Low Motion	215.656
6	43	George Ford	RV-8	Ice Hawk	215.198
7	96	Mark Ter Keurs	GP-4	La Otra	214.676
8	90	Conrad Huffstutler	Lancair Mako	Lancair Mako	210.824
9	87	Axel Alvarez	RV-4	Dilemma	210.700

2017 Sport Heat 1C

Place	Race #	Pilot	AC Type	AC Name	Speed
1	99	Dave Morss	Morse 320	Martin's Legacy	243.525
2	22	Rick Vandam	Glasair II-S	Greenstreak	243.421
3	540	Scott Gusakov	Glasair III	Tumbling Goose	243.342
4	56	George Catalano	Lancair 320	Bad Dingo	238.114
5	101	Lee Ulrich	RV-7	General Lee	234.807
6	49	James Stringer	Super RV-6	Rocket Six	232.459
7	314	Scott Prewitt	F-1 Rocket	Phantom Rocket	227.050
8	61	Louis Gabriel	Lancair 360	Blind Luck	225.169
DQ	82	Eric Hansen	Glasair III	Ruby's Throne	

2017 Sport Heat 1B

Place	Race #	Pilot	AC Type	AC Name	Speed
1	32	Alan Crawford	Lancair Legacy	Beast	286.009
2	92	David Robinson	Lancair Legacy	Desert Lightning	282.446
3	66	Ernie Sutter	Lancair Legacy	Jus Pass'n Thru	281.169
4	55	Tom McNerney	Lancair 360	Unleashed	262.828
5	628	Sean VanHatten	Lancair Legacy	Seastar	262.707
6	25	Kirk Murphy	Glasair SH-2R	Papa's Ride	258.761
7	28	Pete Zaccagnino	Lancair Legacy	Coming In Hot	256.980
8	808	Ben Fouts	Glasair III	The Goose	256.927
9	0	Chiwami Takagi-Read	Lancair Legacy	Sky Pirate	256.526

2017 Sport Heat 1A

Place	Race #	Pilot	AC Type	AC Name	Speed
1	39	Jeff LaVelle	Super Glasair III		381.615
2	6	Vicky Benzing	Lancair Super Legacy	Lucky Too	369.699
3	8	Dave Sterling	Lancair Super Legacy		360.009
4	47	Bob Mills	Super Glasair III	Mojo	346.277
5	30	Andrew Findlay	Lancair Super Legacy	One Moment	341.472
6	67	Peter Balmer	Thunder Mustang	Swiss Thunder	326.879
7	151	Mathias Haid	Thunder Mustang	Clas Thunder I	298.471
8	2	Vince Walker	Lancair Legacy	Modo Mio	297.012
DNS	42	Kevin Eldredge	NXT	Relentless	

2017 Sport Heat 2D

Place	Race #	Pilot	AC Type	AC Name	Speed
1	31	Mark Frederickson	Lancair 320	Tenacity	220.900
2	80	Skylor Piper	RV-8	Miss Ruby S	220.344
3	81	Matt Beaubien	RV-4	Low Motion	219.828
4	43	George Ford	RV-8	Ice Hawk	219.736
5	14	Brett Schuck	Glasair II-TD	Rat Rod	219.077
6	90	Conrad Huffstutler	Lancair Mako	Lancair Mako	216.870
7	87	Axel Alvarez	RV-4	Dilemma	211.273
DQ	26	Robert Swortzel	RV-8		
DQ	96	Mark Ter Keurs	GP-4	La Otra	

2017 Sport Heat 2C

Place	Race #	Pilot	AC Type	AC Name	Speed
1	99	Dave Morss	Morse 320	Martin's Legacy	246.946
2	22	John Flanagan	Glasair II-S	Greenstreak	245.996
3	82	Eric Hansen	Glasair III	Ruby's Throne	240.954
4	540	Scott Gusakov	Glasair III	Tumbling Goose	233.287
5	56	George Catalano	Lancair 320	Bad Dingo	233.018
6	49	James Stringer	Super RV-6	Rocket Six	231.911
7	101	Lee Ulrich	RV-7	General Lee	231.419
8	314	Scott Prewitt	F-1 Rocket	Phantom Rocket	228.623
9	61	Louis Gabriel	Lancair 360	Blind Luck	226.579

2017 Sport Heat 2B

Place	Race #	Pilot	AC Type	AC Name	Speed
1	32	Alan Crawford	Lancair Legacy	Beast	292.358
2	66	Harry Jay Adams	Lancair Legacy	Jus Pass'n Thru	290.023
3	92	David Robinson	Lancair Legacy	Desert Lightning	285.583
4	55	Tom McNerney	Lancair 360	Unleashed	267.843
5	628	Sean VanHatten	Lancair Legacy	Seastar	267.828
6	808	Ben Fouts	Glasair III	The Goose	266.079
7	0	Chiwami Takagi-Read	Lancair Legacy	Sky Pirate	266.018
8	28	Pete Zaccagnino	Lancair Legacy	Coming In Hot	265.652
9	25	Kirk Murphy	Glasair SH-2R	Papa's Ride	260.631

2017 Sport Heat 2A

Place	Race #	Pilot	AC Type	AC Name	Speed
1	39	Jeff LaVelle	Super Glasair III		382.409
2	30	Andrew Findlay	Lancair Super Legacy	One Moment	356.941
3	47	Bob Mills	Super Glasair III	Mojo	356.206
4	67	Peter Balmer	Thunder Mustang	Swiss Thunder	338.241
5	151	Mathias Haid	Thunder Mustang	Clas Thunder I	309.896
6	42	Kevin Eldredge	NXT	Relentless	309.765
7	2	Vince Walker	Lancair Legacy	Modo Mio	305.353
DNF	8	Dave Sterling	Lancair Super Legacy		
DNS	6	Vicky Benzing	Lancair Super Legacy	Lucky Too	

2017 Sport Heat 3D

Place	Race #	Pilot	AC Type	AC Name	Speed
1	888	Neil Wischer	RV-8	Triple Eight	227.980
2	31	Mark Frederickson	Lancair 320	Tenacity	227.729
3	17	Chris Schaich	Harmon Rocket II	Calamity Jane	227.410
4	14	Brett Schuck	Glasair II-TD	Rat Rod	223.499
5	80	Skylor Piper	RV-8	Miss Ruby S	222.737
6	771	Stephen Christopher	RV-7	Margarita!	221.270
7	43	George Ford	RV-8	Ice Hawk	217.399
8	90	Conrad Huffstutler	Lancair Mako	Lancair Mako	216.040
9	87	Axel Alvarez	RV-4	Dilemma	212.873

2017 Sport Heat 3C

Place	Race #	Pilot	AC Type	AC Name	Speed
1	99	Dave Morss	Morse 320	Martin's Legacy	247.888
2	22	Rick Vandam	Glasair II-S	Greenstreak	246.679
3	82	Eric Hansen	Glasair III	Ruby's Throne	246.625
4	540	Scott Gusakov	Glasair III	Tumbling Goose	245.924
5	56	George Catalano	Lancair 320	Bad Dingo	234.605
6	101	Lee Ulrich	RV-7	General Lee	233.803
7	49	James Stringer	Super RV-6	Rocket Six	233.797
8	314	Scott Prewitt	F-1 Rocket	Phantom Rocket	229.593
9	61	Louis Gabriel	Lancair 360	Blind Luck	229.525

2017 Sport Heat 3B

Place	Race #	Pilot	AC Type	AC Name	Speed
1	92	David Robinson	Lancair Legacy	Desert Lightning	279.731
2	32	Alan Crawford	Lancair Legacy	Beast	279.620
3	66	Harry Jay Adams	Lancair Legacy	Jus Pass'n Thru	278.507
4	0	Chiwami Takagi-Read	Lancair Legacy	Sky Pirate	274.641
5	55	Tom McNerney	Lancair 360	Unleashed	268.408
5	628	Sean VanHatten	Lancair Legacy	Seastar	268.408
7	28	Pete Zaccagnino	Lancair Legacy	Coming In Hot	264.722
8	808	Ben Fouts	Glasair III	The Goose	262.070
9	25	Kirk Murphy	Glasair SH-2R	Papa's Ride	257.256

2017 Sport Heat 3A

Place	Race #	Pilot	AC Type	AC Name	Speed
1	39	Jeff LaVelle	Super Glasair III		387.982
2	30	Andrew Findlay	Lancair Super Legacy	One Moment	358.973
3	6	Vicky Benzing	Lancair Super Legacy	Lucky Too	354.030
4	47	Bob Mills	Super Glasair III	Mojo	353.953
5	67	Peter Balmer	Thunder Mustang	Swiss Thunder	338.746
6	151	Mathias Haid	Thunder Mustang	Clas Thunder I	309.789
7	2	Vince Walker	Lancair Legacy	Modo Mio	308.573
DNF	8	Dave Sterling	Lancair Super Legacy		
DNS	42	Kevin Eldredge	NXT	Relentless	

2017 Sport Bronze

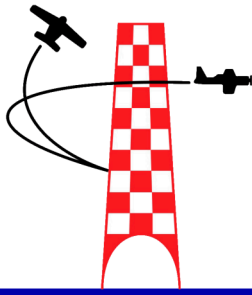
Place	Race #	Pilot	AC Type	AC Name	Speed
1	22	Rick Vandam	Glasair II-S	Greenstreak	244.418
2	82	Eric Hansen	Glasair III	Ruby's Throne	244.399
3	540	Scott Gusakov	Glasair III	Tumbling Goose	243.683
4	49	James Stringer	Super RV-6	Rocket Six	231.338
5	61	Louis Gabriel	Lancair 360	Blind Luck	230.249
6	314	Scott Prewitt	F-1 Rocket	Phantom Rocket	225.944
7	888	Neil Wischer	RV-8	Triple Eight	225.353
DNF	56	George Catalano	Lancair 320	Bad Dingo	
DNS	101	Lee Ulrich	RV-7	General Lee	

2017 Sport Silver

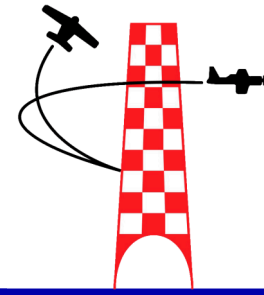
Place	Race #	Pilot	AC Type	AC Name	Speed
1	32	Alan Crawford	Lancair Legacy	Beast	287.514
2	66	Ernie Sutter	Lancair Legacy	Jus Pass'n Thru	286.942
3	0	Chiwami Takagi-Read	Lancair Legacy	Sky Pirate	280.568
4	99	Dave Morss	Morse 320	Martin's Legacy	265.174
5	628	Sean VanHatten	Lancair Legacy	Seastar	263.588
6	28	Pete Zaccagnino	Lancair Legacy	Coming In Hot	263.409
7	808	Ben Fouts	Glasair III	The Goose	260.150
8	55	Tom McNerney	Lancair 360	Unleashed	260.142
9	25	Kirk Murphy	Glasair SH-2R	Papa's Ride	255.314

2017 Sport Gold

Place	Race #	Pilot	AC Type	AC Name	Speed
1	39	Jeff LaVelle	Super Glasair III		388.313
2	6	Vicky Benzing	Lancair Super Legacy	Lucky Too	360.130
3	8	Dave Sterling	Lancair Super Legacy		357.442
4	47	Bob Mills	Super Glasair III	Mojo	354.579
5	67	Peter Balmer	Thunder Mustang	Swiss Thunder	337.513
6	151	Mathias Haid	Thunder Mustang	Clas Thunder I	308.544
7	2	Vince Walker	Lancair Legacy	Modo Mio	297.788
8	92	David Robinson	Lancair Legacy	Desert Lightning	281.640
DNF	30	Andrew Findlay	Lancair Super Legacy	One Moment	



2017 Reno Air Races T-6 Racing Reports



2017 T-6 Qualifying

Place	Race #	Pilot	AC Type	AC Name	Speed
1	6	Nick Macy	T-6G	Six Cat	232.632
2	43	Dennis Buehn	AT-6D	Midnight Miss III	230.222
3	88	John Lohmar	SNJ-5	Radial Velocity	229.131
4	90	Greg McNeely	T-6G	Undecided	223.409
5	89	Gene McNeely	AT-6	Baby Boomer	222.169
6	66	Vic McMann	AT-6A	Gunslinger	219.928
7	27	Eric Woelbing	AT-6C	Miss TNT	218.809
8	50	Vitaly Pecherskyy	AT-6C	Abracadabra	216.934
9	2	Chris LeFave	Harvard Mk. IV	Bare Essentials	216.658
10	9	Pete Stavrides	SNJ-5	Gotcha	212.685
11	54	Michael Pflieger	T-6G	Midlife Madness	192.771
12	7	Mike Scott	T-6G	Miss Kathy	190.890
13	73	Ralph Rina	T-6G	Rina	189.878
14	58	Thom Vaughn	AT-6C	Ole 58	188.471
15	49	Bill Muszala	SNJ-5	Miss Ellaneous	187.287
16	69	Lee Oman	AT-6D	Eros	186.021

2017 T-6 Heat 1C

Place	Race #	Pilot	AC Type	AC Name	Speed
1	54	Michael Pfleger	T-6G	Midlife Madness	199.360
2	73	Ralph Rina	T-6G	Rina	195.895
3	7	Mike Scott	T-6G	Miss Kathy	190.599
4	58	Thom Vaughn	AT-6C	Ole 58	190.516
5	49	Bill Muszala	SNJ-5	Miss Ellaneous	184.206
6	69	Lee Oman	AT-6D	Eros	184.188

2017 T-6 Heat 1B

Place	Race #	Pilot	AC Type	AC Name	Speed
1	66	Vic McMann	AT-6A	Gunslinger	219.630
2	27	Eric Woelbing	AT-6C	Miss TNT	217.315
3	50	Vitaly Pecherskyy	AT-6C	Abracadabra	216.341
4	2	Chris LeFave	Harvard Mk. IV	Bare Essentials	212.413
DNF	9	Pete Stavrides	SNJ-5	Gotcha	

2017 T-6 Heat 1A

Place	Race #	Pilot	AC Type	AC Name	Speed
1	6	Nick Macy	T-6G	Six Cat	227.601
2	88	John Lohmar	SNJ-5	Radial Velocity	225.211
3	43	Dennis Buehn	AT-6D	Midnight Miss III	222.209
4	90	Greg McNeely	T-6G	Undecided	213.779
5	89	Gene McNeely	AT-6	Baby Boomer	213.770

2017 T-6 Heat 2C

Place	Race #	Pilot	AC Type	AC Name	Speed
1	54	Michael Pfleger	T-6G	Midlife Madness	197.687
2	73	Ralph Rina	T-6G	Rina	197.509
3	7	Mike Scott	T-6G	Miss Kathy	190.523
4	58	Thom Vaughn	AT-6C	Ole 58	190.348
5	49	Bill Muszala	SNJ-5	Miss Ellaneous	181.189
6	69	Lee Oman	AT-6D	Eros	181.108

2017 T-6 Heat 2B

Place	Race #	Pilot	AC Type	AC Name	Speed
1	66	Vic McMann	AT-6A	Gunslinger	224.646
2	27	Eric Woelbing	AT-6C	Miss TNT	222.247
3	2	Chris LeFave	Harvard Mk. IV	Bare Essentials	218.118
4	89	Gene McNeely	AT-6	Baby Boomer	218.075
DNF	50	Vitaly Pechersky	AT-6C	Abracadabra	

2017 T-6 Heat 2A

Place	Race #	Pilot	AC Type	AC Name	Speed
1	6	Nick Macy	T-6G	Six Cat	232.424
2	88	John Lohmar	SNJ-5	Radial Velocity	230.830
3	43	Dennis Buehn	AT-6D	Midnight Miss III	228.506
4	90	Greg McNeely	T-6G	Undecided	216.423
5	89	Gene McNeely	AT-6	Baby Boomer	216.350

2017 T-6 Bronze

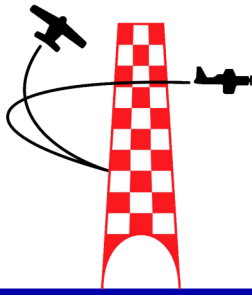
Place	Race #	Pilot	AC Type	AC Name	Speed
1	73	Ralph Rina	T-6G	Rina	194.452
2	54	Michael Pflieger	T-6G	Midlife Madness	193.286
3	69	Lee Oman	AT-6D	Eros	191.991
4	7	Mike Scott	T-6G	Miss Kathy	187.568
5	58	Thom Vaughn	AT-6C	Ole 58	187.544
6	49	Bill Muszala	SNJ-5	Miss Ellaneous	184.901

2017 T-6 Silver

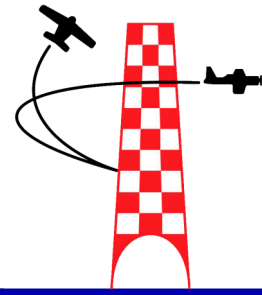
Place	Race #	Pilot	AC Type	AC Name	Speed
1	66	Vic McMann	AT-6A	Gunslinger	221.387
2	27	Eric Woelbing	AT-6C	Miss TNT	219.756
3	2	Chris LeFave	Harvard Mk. IV	Bare Essentials	217.355
4	50	Vitaly Pechersky	AT-6C	Abracadabra	217.265
NC	89	Gene McNeely	AT-6	Baby Boomer	216.969

2017 T-6 Gold

Place	Race #	Pilot	AC Type	AC Name	Speed
1	88	John Lohmar	SNJ-5	Radial Velocity	225.470
2	6	Nick Macy	T-6G	Six Cat	225.434
3	43	Dennis Buehn	AT-6D	Midnight Miss III	222.717
4	89	Gene McNeely	AT-6	Baby Boomer	213.974
5	90	Greg McNeely	T-6G	Undecided	213.499



2017 Reno Air Races Jet Racing Reports



2017 Jet Qualifying

Place	Race #	Pilot	AC Type	AC Name	Speed
1	5	Mike Steiger	L-39 Albatros	American Spirit	497.520
2	44	Zach McNeill	DeHavilland Vampire	Stealth	485.162
3	8	Dave Culler, Jr.	L-39	American Patriot	474.270
4	15	Vicky Benzing	L-39	Darkstar II	457.090
5	38	Scott Farnsworth	L-39C	Dash Force One	445.415
6	4	Bob McCormack	Galeb G2-A	Soko O'no	444.414
7	69	Lachie Onslow	L-39C	Drop Bear	434.309
8	10	Pete Stavrides	L-39C	Riff Raff	430.912
9	54	Phil Fogg	L-39C	Robin 1	426.147
10	13	Nathan Harnagel	L-39C	Reality Czech	401.791
11	7	Larry Labriola	L-39C	Sarance	397.867
12	61	Charlie Camilleri	L-29 Delfin	Miss Independance	385.543
13	32	Zach McNeill	L-39C	Invictus	379.461
14	6	Joe Gano	L-29 Delfin	Sluggo	376.242
15	107	Bob McCormack	Galeb G-2	Wildest Dreams	357.923
16	27	James Beyer	L-29	Starship	355.182

2017 Jet Heat 1C

Place	Race #	Pilot	AC Type	AC Name	Speed
1	107	Bob McCormack	Galeb G-2	Wildest Dreams	386.898
2	32	Zach McNeill	L-39C	Invictus	386.742
3	7	Larry Labriola	L-39C	Sarance	382.824
4	6	Joe Gano	L-29 Delfin	Sluggo	377.169
5	61	Charlie Camilleri	L-29 Delfin	Miss Independance	377.122
6	27	James Beyer	L-29	Starship	365.041

2017 Jet Heat 1B

Place	Race #	Pilot	AC Type	AC Name	Speed
1	10	Pete Stavrides	L-39C	Riff Raff	423.508
2	4	Bob McCormack	Galeb G2-A	Soko O'no	422.179
3	69	Lachie Onslow	L-39C	Drop Bear	409.122
4	54	Jeff Turney	L-39C	Robin 1	404.022
5	13	Nathan Harnagel	L-39C	Reality Czech	375.770
6	27	James Beyer	L-29	Starship	351.124

2017 Jet Heat 1A

Place	Race #	Pilot	AC Type	AC Name	Speed
1	5	Mike Steiger	L-39 Albatros	American Spirit	491.396
2	44	Zach McNeill	DeHavilland Vampire	Stealth	475.543
3	8	Dave Culler, Jr.	L-39	American Patriot	467.216
4	15	Vicky Benzing	L-39	Darkstar II	448.156
5	69	Lachie Onslow	L-39C	Drop Bear	423.554
DNF	38	Scott Farnsworth	L-39C	Dash Force One	

2017 Jet Heat 2C

Place	Race #	Pilot	AC Type	AC Name	Speed
1	107	Bob McCormack	Galeb G-2	Wildest Dreams	411.999
2	32	Zach McNeill	L-39C	Invictus	387.641
3	27	James Beyer	L-29	Starship	365.449
DQ	7	Larry Labriola	L-39C	Sarance	
DQ	6	Joe Gano	L-29 Delfin	Sluggo	
DQ	61	Charlie Camilleri	L-29 Delfin	Miss Independence	

2017 Jet Heat 2B

Place	Race #	Pilot	AC Type	AC Name	Speed
1	10	Pete Stavrides	L-39C	Riff Raff	449.029
2	4	Bob McCormack	Galeb G2-A	Soko O'no	448.929
3	69	Lachie Onslow	L-39C	Drop Bear	409.724
4	54	Jeff Turney	L-39C	Robin 1	405.465
5	13	Nathan Harnagel	L-39C	Reality Czech	399.998
6	6	Joe Gano	L-29 Delfin	Sluggo	368.321

2017 Jet Heat 2A

Place	Race #	Pilot	AC Type	AC Name	Speed
1	5	Rick Vandam	L-39 Albatros	American Spirit	501.957
2	44	Zach McNeill	DeHavilland Vampire	Stealth	476.998
3	8	Dave Culler, Jr.	L-39	American Patriot	475.589
4	38	Scott Farnsworth	L-39C	Dash Force One	459.888
5	15	Vicky Benzing	L-39	Darkstar II	452.643
DNS	10	Pete Stavrides	L-39C	Riff Raff	

2017 Jet Heat 3C

Place	Race #	Pilot	AC Type	AC Name	Speed
1	107	Bob McCormack	Galeb G-2	Wildest Dreams	425.323
2	32	Zach McNeill	L-39C	Invictus	420.429
3	7	Larry Labriola	L-39C	Sarance	381.635
4	27	James Beyer	L-29	Starship	380.124
5	61	Charlie Camilleri	L-29 Delfin	Miss Independance	317.498
DQ	6	Joe Gano	L-29 Delfin	Sluggo	

2017 Jet Heat 3B

Place	Race #	Pilot	AC Type	AC Name	Speed
1	10	Pete Stavrides	L-39C	Riff Raff	456.407
2	4	Bob McCormack	Galeb G2-A	Soko O'no	456.323
3	69	Lachie Onslow	L-39C	Drop Bear	411.065
4	13	Nathan Harnagel	L-39C	Reality Czech	405.050
5	27	James Beyer	L-29	Starship	354.191
6	61	Charlie Camilleri	L-29 Delfin	Miss Independance	334.076
DQ	54	Jeff Turney	L-39C	Robin 1	

2017 Jet Heat 3A

Place	Race #	Pilot	AC Type	AC Name	Speed
1	5	Mike Steiger	L-39 Albatros	American Spirit	495.411
2	44	Zach McNeill	DeHavilland Vampire	Stealth	473.442
3	8	Dave Culler, Jr.	L-39	American Patriot	464.568
4	38	Scott Farnsworth	L-39C	Dash Force One	462.053
5	15	Vicky Benzing	L-39	Darkstar II	454.166
6	10	Pete Stavrides	L-39C	Riff Raff	453.150
7	54	Phil Fogg	L-39C	Robin 1	426.487

2017 Jet Bronze

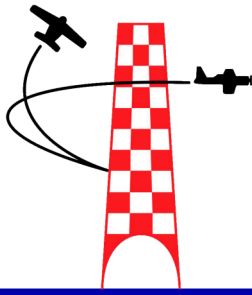
Place	Race #	Pilot	AC Type	AC Name	Speed
1	107	Bob McCormack	Galeb G-2	Wildest Dreams	451.547
2	32	Zach McNeill	L-39C	Invictus	427.873
3	27	James Beyer	L-29	Starship	390.332
4	61	Charlie Camilleri	L-29 Delfin	Miss Independance	389.761
5	7	Larry Labriola	L-39C	Sarance	385.193
6	6	Joe Gano	L-29 Delfin	Sluggo	374.768

2017 Jet Silver

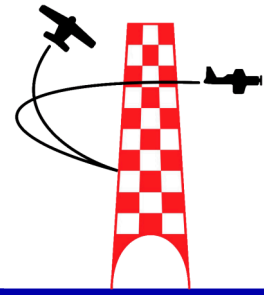
Place	Race #	Pilot	AC Type	AC Name	Speed
1	10	Pete Stavrides	L-39C	Riff Raff	469.144
2	4	Bob McCormack	Galeb G2-A	Soko O'no	468.848
3	69	Lachie Onslow	L-39C	Drop Bear	426.296
4	13	Nathan Harnagel	L-39C	Reality Czech	408.136
5	54	Jeff Turney	L-39C	Robin 1	407.974
6	27	James Beyer	L-29	Starship	374.298
DQ	61	Charlie Camilleri	L-29 Delfin	Miss Independance	

2017 Jet Gold

Place	Race #	Pilot	AC Type	AC Name	Speed
1	5	Rick Vandam	L-39 Albatros	American Spirit	494.210
2	44	Zach McNeill	DeHavilland Vampire	Stealth	471.511
3	8	Dave Culler, Jr.	L-39	American Patriot	464.829
4	38	Scott Farnsworth	L-39C	Dash Force One	456.148
5	10	Pete Stavrides	L-39C	Riff Raff	455.178
6	15	Vicky Benzing	L-39	Darkstar II	447.445
7	69	Lachie Onslow	L-39C	Drop Bear	419.417
DQ	4	Bob McCormack	Galeb G2-A	Soko O'no	



2017 Reno Air Races Unlimited Racing Reports



2017 Unlimited Qualifying

Place	Race #	Pilot	AC Type	AC Name	Speed
1	7	James Consalvi	P-51D Mustang	Strega	484.724
2	5	Steven Hinton	F-51D Mustang	Voodoo	479.364
3	8	Joel Swager	TMK 20 Sea Fury	Dreadnought	422.536
4	71	Curt Brown	FB 11 Sea Fury	Sawbones	406.546
5	114	Sherman Smoot	MK 11 Sea Fury	Argonaut	375.597
6	924	Mark Watt	TMK 20 Sea Fury	924	358.916
7	0	Robbie Patterson	F-51D Mustang		351.266
8	14	John Maloney	F-51D Mustang	Spam Can	334.522
9	44	Brant Seghetti	P-51D Mustang	Sparky/Blondie	329.106
10	31	Dan Vance	P-51D Mustang	Speedball Alice	319.509
11	22	Alan Miller	F-51D Mustang	Little Horse	302.262
12	6	John Muszala II	P-51A Mustang	Shanty Irish	301.334
13	62	Mark Moodie	P-51D Mustang	Bunny	300.147
14	85	Michael Schiffer	FG-1D Corsair	Whistling Death	299.938
15	41	Michael Pflieger	FM-2 Wildcat	Martlet	292.189
16	42	Bernie Vasquez	P-40E Warhawk	Texas Warhawk	291.809
17	84	Warren Pietsch	Spitfire Mk. IXc	Normandy Split	288.735
DNQ	35	Graeme Frew	Yakovlev 3M	Full Noise	

2017 Unlimited Heat 1C

Place	Race #	Pilot	AC Type	AC Name	Speed
1	35	Graeme Frew	Yakovlev 3M	Full Noise	308.895
2	6	John Muszala II	P-51A Mustang	Shanty Irish	305.998
3	62	Mark Moodie	P-51D Mustang	Bunny	288.152
4	41	Michael Pflieger	FM-2 Wildcat	Martlet	281.227
5	42	Bernie Vasquez	P-40E Warhawk	Texas Warhawk	255.576
6	84	Warren Pietsch	Spitfire Mk. IXc	Normandy Split	254.045
DNF	85	Michael Schiffer	FG-1D Corsair	Whistling Death	

2017 Unlimited Heat 1B

Place	Race #	Pilot	AC Type	AC Name	Speed
1	924	Mark Watt	TMK 20 Sea Fury	924	360.479
2	0	Robbie Patterson	F-51D Mustang		336.377
3	31	Dan Vance	P-51D Mustang	Speedball Alice	317.783
4	14	John Maloney	F-51D Mustang	Spam Can	315.700
5	44	Brant Seghetti	P-51D Mustang	Sparky/Blondie	298.386
DNS	22	Alan Miller	F-51D Mustang	Little Horse	

2017 Unlimited Heat 2C

Place	Race #	Pilot	AC Type	AC Name	Speed
1	6	John Muszala II	P-51A Mustang	Shanty Irish	311.792
2	62	Tom Nightingale	P-51D Mustang	Bunny	305.859
3	41	Michael Pflieger	FM-2 Wildcat	Martlet	280.678
4	84	Warren Pietsch	Spitfire Mk. IXc	Normandy Split	267.810
5	42	Bernie Vasquez	P-40E Warhawk	Texas Warhawk	267.649
6	22	Mark Murphy	F-51D Mustang	Little Horse	266.755
7	85	Michael Schiffer	FG-1D Corsair	Whistling Death	264.526

2017 Unlimited Heat 2B

Place	Race #	Pilot	AC Type	AC Name	Speed
1	924	Mark Watt	TMK 20 Sea Fury	924	358.784
2	0	Robbie Patterson	F-51D Mustang		357.420
3	14	John Maloney	F-51D Mustang	Spam Can	324.921
4	31	Dan Vance	P-51D Mustang	Speedball Alice	323.152
5	35	Graeme Frew	Yakovlev 3M	Full Noise	319.885
6	44	Brant Seghetti	P-51D Mustang	Sparky/Blondie	301.952

2017 Unlimited Heat 2A

Place	Race #	Pilot	AC Type	AC Name	Speed
1	7	James Consalvi	P-51D Mustang	Strega	487.892
2	5	Steven Hinton	F-51D Mustang	Voodoo	476.990
3	8	Joel Swager	TMK 20 Sea Fury	Dreadnought	418.716
4	71	Curt Brown	FB 11 Sea Fury	Sawbones	413.905
5	114	Sherman Smoot	MK 11 Sea Fury	Argonaut	374.531

2017 Unlimited Heat 3C

Place	Race #	Pilot	AC Type	AC Name	Speed
1	62	Mark Moodie	P-51D Mustang	Bunny	306.655
2	41	Michael Pflieger	FM-2 Wildcat	Martlet	282.210
3	42	Bernie Vasquez	P-40E Warhawk	Texas Warhawk	267.527
4	84	Warren Pietsch	Spitfire Mk. IXc	Normandy Split	267.516
5	22	Alan Miller	F-51D Mustang	Little Horse	267.192
6	85	Michael Schiffer	FG-1D Corsair	Whistling Death	266.519

2017 Unlimited Heat 3B

Place	Race #	Pilot	AC Type	AC Name	Speed
1	35	Graeme Frew	Yakovlev 3M	Full Noise	345.277
2	0	Robbie Patterson	F-51D Mustang		344.185
3	14	John Maloney	F-51D Mustang	Spam Can	335.072
4	6	John Muszala II	P-51A Mustang	Shanty Irish	323.856
5	31	Dan Vance	P-51D Mustang	Speedball Alice	315.346
6	44	Brant Seghetti	P-51D Mustang	Sparky/Blondie	311.287

2017 Unlimited Heat 3A

Place	Race #	Pilot	AC Type	AC Name	Speed
1	7	James Consalvi	P-51D Mustang	Strega	479.124
2	5	Steven Hinton	F-51D Mustang	Voodoo	467.423
3	8	Joel Swager	TMK 20 Sea Fury	Dreadnought	417.313
4	71	Curt Brown	FB 11 Sea Fury	Sawbones	408.326
5	114	Sherman Smoot	MK 11 Sea Fury	Argonaut	367.900
6	924	Mark Watt	TMK 20 Sea Fury	924	354.363

2017 Unlimited Bronze

Place	Race #	Pilot	AC Type	AC Name	Speed
1	22	Alan Miller	F-51D Mustang	Little Horse	312.131
2	85	Michael Schiffer	FG-1D Corsair	Whistling Death	308.693
3	41	Michael Pflieger	FM-2 Wildcat	Martlet	286.642
4	42	Bernie Vasquez	P-40E Warhawk	Texas Warhawk	270.493
5	84	Warren Pietsch	Spitfire Mk. IXc	Normandy Split	270.363

2017 Unlimited Silver

Place	Race #	Pilot	AC Type	AC Name	Speed
1	0	Robbie Patterson	F-51D Mustang		337.310
2	14	John Maloney	F-51D Mustang	Spam Can	335.506
3	6	John Muszala II	P-51A Mustang	Shanty Irish	319.644
4	31	Dan Vance	P-51D Mustang	Speedball Alice	312.494
5	44	Brant Seghetti	P-51D Mustang	Sparky/Blondie	312.145
6	62	Tom Nightingale	P-51D Mustang	Bunny	304.018

2017 Unlimited Gold

Place	Race #	Pilot	AC Type	AC Name	Speed
1	7	James Consalvi	P-51D Mustang	Strega	481.340
2	5	Steven Hinton	F-51D Mustang	Voodoo	480.744
3	8	Joel Swager	TMK 20 Sea Fury	Dreadnought	419.760
4	71	Curt Brown	FB 11 Sea Fury	Sawbones	411.100
5	114	Sherman Smoot	MK 11 Sea Fury	Argonaut	371.222
6	924	Mark Watt	TMK 20 Sea Fury	924	348.698
7	35	Graeme Frew	Yakovlev 3M	Full Noise	315.769
