


2015 Reno Air Races Formula One Racing Reports



2015 Formula One Qualifying

Place	Race #	Pilot	AC Type	AC Name	Speed
1	11	Steve Senegal	Arnold AR-6	Endeavor	252.398
2	50	Vito Wypraechtger	Cassutt III-M	Scarlet Screamer	242.518
3	68	Elliot Seguin	Wasabi Special	Wasabi Siren	242.017
4	1	Thom Richard	Reberry 3M1C1R	Hot Stuff	241.762
5	79	Justin Phillipson	Shoestring	No Strings Attached	235.723
6	87	Steve Temple	GR-7 Panther	Madness	232.024
7	45	Jay Jones	Cassutt II-M	Quadnickel Racer	224.095
8	3	Chet Harris	Wagner Air Racing	Miss "U"	221.709
9	69	Philip Goforth	Stratocaster	Knotty Girl	220.102
10	6	Jerry Marshall	Cassutt I	Aero Magic	218.285
11	33	Michael Mundell	Cassutt III-M	Second Wind	215.647
12	99	Kent Cassels	Cassutt III-M	Margaret June	213.707
13	4	Justin Gillen	Cassutt III-M		196.154
14	15	Dave Holmgren	Cassutt III-M	Last Lap Player	192.433
15	40	Stephen Partridge-Hicks	Jensen Slipknot	Miss USA	188.013
16	46	Rob Michie	Cassutt III-M	Sassy Sangoma	172.207

2015 Formula One Heat 1B

Place	Race #	Pilot	AC Type	AC Name	Speed
1	69	Philip Goforth	Stratocaster	Knotty Girl	226.489
2	6	Jerry Marshall	Cassutt I	Aero Magic	217.375
3	4	Justin Gillen	Cassutt III-M		212.421
4	33	Michael Mundell	Cassutt III-M	Second Wind	211.217
5	40	Stephen Partridge-Hicks	Jensen Slipknot	Miss USA	209.491
6	99	Kent Cassels	Cassutt III-M	Margaret June	209.336
7	15	Dave Holmgren	Cassutt III-M	Last Lap Player	185.652
8	46	Rob Michie	Cassutt III-M	Sassy Sangoma	175.664

2015 Formula One Heat 1A

Place	Race #	Pilot	AC Type	AC Name	Speed
1	11	Steve Senegal	Arnold AR-6	Endeavor	248.026
2	50	Vito Wypraechtger	Cassutt III-M	Scarlet Screamer	236.636
3	68	Elliot Seguin	Wasabi Special	Wasabi Siren	233.761
4	79	Justin Phillipson	Shoestring	No Strings Attached	226.699
5	87	Steve Temple	GR-7 Panther	Madness	221.877
6	3	Chet Harris	Wagner Air Racing	Miss "U"	218.815
7	1	Thom Richard	Reberry 3M1C1R	Hot Stuff	218.617
8	45	Jay Jones	Cassutt II-M	Quadnickel Racer	211.303

2015 Formula One Heat 2B

Place	Race #	Pilot	AC Type	AC Name	Speed
1	45	Jay Jones	Cassutt II-M	Quadnickel Racer	223.572
2	4	Justin Gillen	Cassutt III-M		220.102
3	33	Michael Mundell	Cassutt III-M	Second Wind	213.249
4	99	Kent Cassels	Cassutt III-M	Margaret June	212.542
5	40	Stephen Partridge-Hicks	Jensen Slipknot	Miss USA	206.944
6	15	Dave Holmgren	Cassutt III-M	Last Lap Player	198.148
7	46	Rob Michie	Cassutt III-M	Sassy Sangoma	176.960
DNF	6	Jerry Marshall	Cassutt I	Aero Magic	

2015 Formula One Heat 2A

Place	Race #	Pilot	AC Type	AC Name	Speed
1	11	Steve Senegal	Arnold AR-6	Endeavor	250.798
2	50	Vito Wypraechtger	Cassutt III-M	Scarlet Screamer	239.058
3	68	Elliot Seguin	Wasabi Special	Wasabi Siren	232.238
4	1	Thom Richard	Reberry 3M1C1R	Hot Stuff	230.443
5	69	Philip Goforth	Stratocaster	Knotty Girl	226.271
6	79	Justin Phillipson	Shoestring	No Strings Attached	226.062
7	3	Chet Harris	Wagner Air Racing	Miss "U"	224.422
8	87	Steve Temple	GR-7 Panther	Madness	224.341

2015 Formula One Heat 3B

Place	Race #	Pilot	AC Type	AC Name	Speed
1	4	Justin Gillen	Cassutt III-M		220.658
2	45	Jay Jones	Cassutt II-M	Quadnickel Racer	220.426
3	99	Kent Cassels	Cassutt III-M	Margaret June	212.962
4	33	Michael Mundell	Cassutt III-M	Second Wind	212.263
5	40	Stephen Partridge-Hicks	Jensen Slipknot	Miss USA	204.284
6	6	Jerry Marshall	Cassutt I	Aero Magic	202.014
7	15	Dave Holmgren	Cassutt III-M	Last Lap Player	201.605
8	46	Rob Michie	Cassutt III-M	Sassy Sangoma	174.780

2015 Formula One Heat 3A

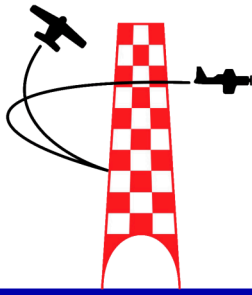
Place	Race #	Pilot	AC Type	AC Name	Speed
1	50	Vito Wypraechtger	Cassutt III-M	Scarlet Screamer	238.091
2	68	Elliot Seguin	Wasabi Special	Wasabi Siren	236.714
3	1	Thom Richard	Reberry 3M1C1R	Hot Stuff	234.289
4	79	Justin Phillipson	Shoestring	No Strings Attached	228.927
5	69	Philip Goforth	Stratocaster	Knotty Girl	226.137
6	87	Steve Temple	GR-7 Panther	Madness	225.550
DQ	11	Steve Senegal	Arnold AR-6	Endeavor	
DQ	3	Chet Harris	Wagner Air Racing	Miss "U"	

2015 Formula One Silver

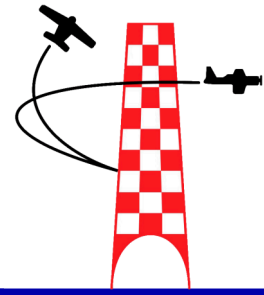
Place	Race #	Pilot	AC Type	AC Name	Speed
1	45	Jay Jones	Cassutt II-M	Quadnickel Racer	224.138
2	4	Justin Gillen	Cassutt III-M		223.053
3	33	Michael Mundell	Cassutt III-M	Second Wind	215.935
4	99	Kent Cassels	Cassutt III-M	Margaret June	215.130
5	40	Stephen Partridge-Hicks	Jensen Slipknot	Miss USA	209.133
6	6	Jerry Marshall	Cassutt I	Aero Magic	207.919
7	15	Dave Holmgren	Cassutt III-M	Last Lap Player	200.648
8	46	Rob Michie	Cassutt III-M	Sassy Sangoma	183.329

2015 Formula One Gold

Place	Race #	Pilot	AC Type	AC Name	Speed
1	11	Steve Senegal	Arnold AR-6	Endeavor	239.432
2	50	Vito Wypraechtger	Cassutt III-M	Scarlet Screamer	238.243
3	68	Elliot Seguin	Wasabi Special	Wasabi Siren	233.087
4	1	Thom Richard	Reberry 3M1C1R	Hot Stuff	231.138
5	79	Justin Phillipson	Shoestring	No Strings Attached	229.274
6	69	Philip Goforth	Stratocaster	Knotty Girl	224.883
7	87	Steve Temple	GR-7 Panther	Madness	224.607
8	3	Chet Harris	Wagner Air Racing	Miss "U"	224.472



2015 Reno Air Races Biplane Racing Reports



2015 Biplane Qualifying

Place	Race #	Pilot	AC Type	AC Name	Speed
1	62	Tom Aberle	Modified Mong Sport	Phantom	284.454
2	10	Jake Stewart	Pitts S-1S	Bad MoJo	236.967
3	23	Jeff Rose	Mong Sport	Reno Rabbit	218.332
4	3	Casey Erickson	Pitts S-LHN	She Wants Revenge	195.548
5	31	Tony Higa	Pitts S-1S	Tango-Tango	194.366
6	84	Alan Hoover	Pitts S-1S	Panther	193.684
7	6	Jeffrey Lo	Pitts S-1S	Miss Diane	190.788
8	8	Phillip Ensley	Pitts S-1S	Gone Batty	190.374
9	4	Marilyn Dash	Pitts S-1S	Ruby	186.340
10	32	Brian Hoover	Pitts S-1	The Whip	186.135
11	33	Anthony Oshinuga	Pitts S-1S	Black Hawk	178.589
12	77	Carl Robinson	Smith DSA-1 Miniplane	Meus Tempus	174.395
13	711	Birch Entriken	Pitts S-1S	Joey	162.902
14	7	Richard Anderson	MB-360		156.540

2015 Biplane Heat 1B

Place	Race #	Pilot	AC Type	AC Name	Speed
1	711	Birch Entriiken	Pitts S-1S	Joey	197.237
2	32	Brian Hoover	Pitts S-1	The Whip	194.391
3	33	Anthony Oshinuga	Pitts S-1S	Black Hawk	185.300
4	77	Carl Robinson	Smith DSA-1 Miniplane	Meus Tempus	175.724
5	4	Marilyn Dash	Pitts S-1S	Ruby	165.570
6	7	Richard Anderson	MB-360		148.194

2015 Biplane Heat 1A

Place	Race #	Pilot	AC Type	AC Name	Speed
1	62	Tom Aberle	Modified Mong Sport	Phantom	245.866
2	10	Michael Stewart	Pitts S-1S	Bad MoJo	204.289
3	23	Jeff Rose	Mong Sport	Reno Rabbit	196.275
4	31	Tony Higa	Pitts S-1S	Tango-Tango	190.504
5	3	Casey Erickson	Pitts S-LHN	She Wants Revenge	187.792
6	6	Jeffrey Lo	Pitts S-1S	Miss Diane	185.460
7	84	Alan Hoover	Pitts S-1S	Panther	184.724
8	8	Phillip Ensley	Pitts S-1S	Gone Batty	178.332

2015 Biplane Heat 2B

Place	Race #	Pilot	AC Type	AC Name	Speed
1	33	Anthony Oshinuga	Pitts S-1S	Black Hawk	187.297
2	32	Brian Hoover	Pitts S-1	The Whip	187.249
3	711	Birch Entriiken	Pitts S-1S	Joey	187.001
4	4	Marilyn Dash	Pitts S-1S	Ruby	184.033
5	77	Carl Robinson	Smith DSA-1 Miniplane	Meus Tempus	174.814
6	7	Richard Anderson	MB-360		147.458

2015 Biplane Heat 2A

Place	Race #	Pilot	AC Type	AC Name	Speed
1	62	Tom Aberle	Modified Mong Sport	Phantom	256.423
2	23	Jeff Rose	Mong Sport	Reno Rabbit	207.528
3	31	Tony Higa	Pitts S-1S	Tango-Tango	192.142
4	3	Casey Erickson	Pitts S-LHN	She Wants Revenge	188.420
5	6	Jeffrey Lo	Pitts S-1S	Miss Diane	185.699
6	84	Alan Hoover	Pitts S-1S	Panther	178.956
7	8	Phillip Ensley	Pitts S-1S	Gone Batty	178.580
DNS	10	Michael Stewart	Pitts S-1S	Bad MoJo	

2015 Biplane Heat 3B

Place	Race #	Pilot	AC Type	AC Name	Speed
1	711	Birch Entriiken	Pitts S-1S	Joey	192.026
2	32	Brian Hoover	Pitts S-1	The Whip	191.848
3	33	Anthony Oshinuga	Pitts S-1S	Black Hawk	186.166
4	4	Marilyn Dash	Pitts S-1S	Ruby	184.587
5	77	Carl Robinson	Smith DSA-1 Miniplane	Meus Tempus	176.291
6	7	Richard Anderson	MB-360		150.684

2015 Biplane Heat 3A

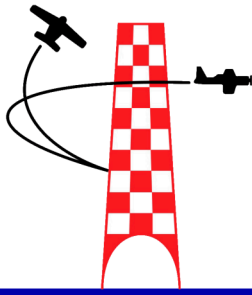
Place	Race #	Pilot	AC Type	AC Name	Speed
1	62	Tom Aberle	Modified Mong Sport	Phantom	264.656
2	10	Jake Stewart	Pitts S-1S	Bad MoJo	221.437
3	23	Jeff Rose	Mong Sport	Reno Rabbit	209.955
4	31	Tony Higa	Pitts S-1S	Tango-Tango	193.515
5	6	Jeffrey Lo	Pitts S-1S	Miss Diane	189.099
6	3	Casey Erickson	Pitts S-LHN	She Wants Revenge	188.948
7	84	Alan Hoover	Pitts S-1S	Panther	187.633
8	8	Phillip Ensley	Pitts S-1S	Gone Batty	180.404

2015 Biplane Silver

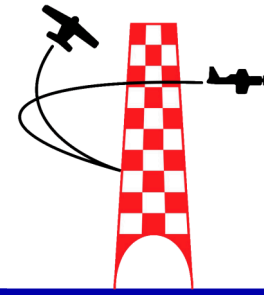
Place	Race #	Pilot	AC Type	AC Name	Speed
1	711	Birch Entriiken	Pitts S-1S	Joey	199.288
2	33	Anthony Oshinuga	Pitts S-1S	Black Hawk	185.753
3	32	Brian Hoover	Pitts S-1	The Whip	185.433
4	4	Marilyn Dash	Pitts S-1S	Ruby	180.093
5	77	Carl Robinson	Smith DSA-1 Miniplane	Meus Tempus	177.030
6	7	Richard Anderson	MB-360		149.905

2015 Biplane Gold

Place	Race #	Pilot	AC Type	AC Name	Speed
1	62	Tom Aberle	Modified Mong Sport	Phantom	245.109
2	10	Jake Stewart	Pitts S-1S	Bad MoJo	220.447
3	23	Jeff Rose	Mong Sport	Reno Rabbit	200.220
4	3	Casey Erickson	Pitts S-LHN	She Wants Revenge	187.873
5	6	Jeffrey Lo	Pitts S-1S	Miss Diane	185.823
6	84	Alan Hoover	Pitts S-1S	Panther	182.212
7	8	Phillip Ensley	Pitts S-1S	Gone Batty	178.659
DQ	31	Tony Higa	Pitts S-1S	Tango-Tango	



2015 Reno Air Races Sport Racing Reports



2015 Sport Qualifying

Place	Race #	Pilot	AC Type	AC Name	Speed
1	352	John Parker	Thunder Mustang	Blue Thunder II	397.251
2	44	Lynn Farnsworth	Lancair Super Legacy	Miss Karen II	373.952
3	8	Dave Sterling	Lancair Legacy		362.436
4	47	Gary Mead	Glasair III	Lucky Mojo	343.814
5	30	Andrew Findlay	Lancair Super Legacy	One Moment	334.282
6	2	Vince Walker	Lancair Legacy	Modo Mio	306.622
7	52	Colleen Keller	Lancair Legacy	Poncho	305.815
8	92	David Robinson	Lancair Legacy	Desert Lightning	290.458
9	15	Vicky Benzing	Lancair Legacy	Lucky Girl	289.535
10	13	Jessy Panzer	Glasair SH-3R	Cruse Missile	288.370
11	42	Kevin Eldredge	NXT	Relentless	285.564
12	66	Ernie Sutter	Lancair Legacy	Jus Pass'n Thru	280.577
13	55	Tom McNerney	Lancair 360	Unleashed	279.686
14	57	Bill Beaton	Harmon Rocket II	Griffin Rocket	274.566
15	111	Klaus Savier	Canard Savier EZ	Determinator	265.983
16	91	Ryan Moran	Glasair III	Breaking Wind	263.024
17	49	Shane Margraves	RV-6	Rocket Six	250.480
18	70	Dave Morss	Stewart S-51D	Beautiful Doll	246.552
19	76	Jason Rovey	RV-8		230.185
20	61	Louis Gabriel	Lancair 360	Blind Luck	227.772
21	17	Chris Schaich	Harmon Rocket II		226.656
22	7	Chiwami Takagi-Read	Glasair I	Plastic Piglet	223.493
23	27	James F. Wilson, Jr.	RV-8	Bulldog	219.328
24	25	Kirk Murphy	Glasair SH-2R	Papa's Ride	218.930
25	18	Tim Cone	RV-8		218.048
26	38	Scott Farnsworth	Xtreme XA42	Xtremely Naughty	217.741
27	16	Charlie Greer	RV-4	Miss B Haven IV	216.653
28	80	Skylor Piper	RV-8	Miss Ruby S.	215.690
29	270	Dan West	RV-8	Whiskey Tango	215.368
30	771	Stephen Christopher	RV-7	Margarita	212.989

31	26	Ben Fouts	RV-8	Naughty Angel	211.731
32	43	George Ford	RV-8	Ice Hawk	210.025
33	81	Matt Beaubien	RV-4		209.006
34	74	Seth Baker	RV-7	Little Miscreant	206.895
35	84	Stan Sutterfield	RV-8	Eight for Papa	205.443
36	314	Scott Prewitt	RV-4		202.216
DNQ	67	Bob Mills	Thunder Mustang	Clas Thunder	

2015 Sport Heat 1D

Place	Race #	Pilot	AC Type	AC Name	Speed
1	80	Skylor Piper	RV-8	Miss Ruby S.	211.407
2	84	Stan Sutterfield	RV-8	Eight for Papa	210.936
3	771	Stephen Christopher	RV-7	Margarita	208.206
4	270	Dan West	RV-8	Whiskey Tango	207.557
5	26	Ben Fouts	RV-8	Naughty Angel	207.333
6	43	George Ford	RV-8	Ice Hawk	206.683
7	81	Matt Beaubien	RV-4		206.491
8	74	Seth Baker	RV-7	Little Miscreant	201.658
9	314	Scott Prewitt	RV-4		198.423

2015 Sport Heat 1C

Place	Race #	Pilot	AC Type	AC Name	Speed
1	76	Jason Rovey	RV-8		234.054
2	61	Louis Gabriel	Lancair 360	Blind Luck	231.726
3	17	Chris Schaich	Harmon Rocket II		227.858
4	7	Chiwami Takagi-Read	Glasair I	Plastic Piglet	225.957
5	27	James F. Wilson, Jr.	RV-8	Bulldog	221.546
6	25	Kirk Murphy	Glasair SH-2R	Papa's Ride	220.080
7	16	Charlie Greer	RV-4	Miss B Haven IV	209.539
8	18	Tim Cone	RV-8		204.385
DQ	38	Scott Farnsworth	Xtreme XA42	Xtremely Naughty	

2015 Sport Heat 1B

Place	Race #	Pilot	AC Type	AC Name	Speed
1	42	Kevin Eldredge	NXT	Relentless	301.486
2	66	Ernie Sutter	Lancair Legacy	Jus Pass'n Thru	292.221
3	13	Jessy Panzer	Glasair SH-3R	Cruse Missile	280.751
4	57	Bill Beaton	Harmon Rocket II	Griffin Rocket	276.758
5	55	Tom McNerney	Lancair 360	Unleashed	276.720
6	91	Ryan Moran	Glasair III	Breaking Wind	267.075
7	111	Klaus Savier	Canard Savier EZ	Determinator	259.584
8	49	Shane Margraves	RV-6	Rocket Six	246.674
9	70	Dave Morss	Stewart S-51D	Beautiful Doll	238.651

2015 Sport Heat 1A

Place	Race #	Pilot	AC Type	AC Name	Speed
1	8	Dave Sterling	Lancair Legacy		360.485
2	352	John Parker	Thunder Mustang	Blue Thunder II	354.454
3	47	Gary Mead	Glasair III	Lucky Mojo	346.798
4	2	Vince Walker	Lancair Legacy	Modo Mio	306.894
5	52	Colleen Keller	Lancair Legacy	Poncho	296.569
6	15	Vicky Benzing	Lancair Legacy	Lucky Girl	296.068
7	92	David Robinson	Lancair Legacy	Desert Lightning	293.814
DNF	44	Lynn Farnsworth	Lancair Super Legacy	Miss Karen II	
DNF	30	Andrew Findlay	Lancair Super Legacy	One Moment	

2015 Sport Heat 2D

Place	Race #	Pilot	AC Type	AC Name	Speed
1	18	Tim Cone	RV-8		214.319
2	771	Stephen Christopher	RV-7	Margarita	211.543
3	26	Ben Fouts	RV-8	Naughty Angel	211.071
4	43	George Ford	RV-8	Ice Hawk	210.965
5	81	Matt Beaubien	RV-4		210.637
6	74	Seth Baker	RV-7	Little Miscreant	205.357
7	314	Scott Prewitt	RV-4		201.581
DQ	270	Dan West	RV-8	Whiskey Tango	

2015 Sport Heat 2C

Place	Race #	Pilot	AC Type	AC Name	Speed
1	76	Jason Rovey	RV-8		233.402
2	61	Louis Gabriel	Lancair 360	Blind Luck	230.277
3	17	Chris Schaich	Harmon Rocket II		221.198
4	7	Chiwami Takagi-Read	Glasair I	Plastic Piglet	218.302
5	27	James F. Wilson, Jr.	RV-8	Bulldog	218.288
6	25	Kirk Murphy	Glasair SH-2R	Papa's Ride	218.154
7	80	Skylor Piper	RV-8	Miss Ruby S.	215.414
8	84	Stan Sutterfield	RV-8	Eight for Papa	213.553
9	16	Charlie Greer	RV-4	Miss B Haven IV	210.198

2015 Sport Heat 2B

Place	Race #	Pilot	AC Type	AC Name	Speed
1	92	David Robinson	Lancair Legacy	Desert Lightning	294.482
2	66	Ernie Sutter	Lancair Legacy	Jus Pass'n Thru	293.858
3	13	Jessy Panzer	Glasair SH-3R	Cruse Missile	283.326
4	57	Bill Beaton	Harmon Rocket II	Griffin Rocket	275.562
5	55	Tom McNerney	Lancair 360	Unleashed	273.836
6	91	Ryan Moran	Glasair III	Breaking Wind	269.815
7	111	Klaus Savier	Canard Savier EZ	Determinator	260.930
8	49	Shane Margraves	RV-6	Rocket Six	247.723
9	70	Dave Morss	Stewart S-51D	Beautiful Doll	227.950

2015 Sport Heat 2A

Place	Race #	Pilot	AC Type	AC Name	Speed
1	352	John Parker	Thunder Mustang	Blue Thunder II	366.193
2	8	Dave Sterling	Lancair Legacy		360.204
3	44	Lynn Farnsworth	Lancair Super Legacy	Miss Karen II	355.439
4	47	Gary Mead	Glasair III	Lucky Mojo	347.033
5	30	Andrew Findlay	Lancair Super Legacy	One Moment	338.999
6	2	Vince Walker	Lancair Legacy	Modo Mio	305.737
7	42	Kevin Eldredge	NXT	Relentless	303.229
8	52	Colleen Keller	Lancair Legacy	Poncho	294.888
DNS	15	Vicky Benzing	Lancair Legacy	Lucky Girl	

2015 Sport Heat 3D

Place	Race #	Pilot	AC Type	AC Name	Speed
1	84	Stan Sutterfield	RV-8	Eight for Papa	216.466
2	771	Stephen Christopher	RV-7	Margarita	212.129
3	43	George Ford	RV-8	Ice Hawk	211.981
4	26	Ben Fouts	RV-8	Naughty Angel	211.719
5	81	Matt Beaubien	RV-4		211.381
6	16	Charlie Greer	RV-4	Miss B Haven IV	210.524
7	74	Seth Baker	RV-7	Little Miscreant	195.029
8	314	Scott Prewitt	RV-4		194.696
DNS	270	Dan West	RV-8	Whiskey Tango	

2015 Sport Heat 3C

Place	Race #	Pilot	AC Type	AC Name	Speed
1	70	Dave Morss	Stewart S-51D	Beautiful Doll	228.221
2	61	Louis Gabriel	Lancair 360	Blind Luck	224.066
3	7	Chiwami Takagi-Read	Glasair I	Plastic Piglet	221.543
4	17	Chris Schaich	Harmon Rocket II		221.198
5	27	James F. Wilson, Jr.	RV-8	Bulldog	217.918
6	25	Kirk Murphy	Glasair SH-2R	Papa's Ride	217.699
7	80	Skylor Piper	RV-8	Miss Ruby S.	214.504
8	18	Tim Cone	RV-8		208.340
9	38	Scott Farnsworth	Xtreme XA42	Xtremely Naughty	200.617

2015 Sport Heat 3B

Place	Race #	Pilot	AC Type	AC Name	Speed
1	92	David Robinson	Lancair Legacy	Desert Lightning	287.876
2	66	Ernie Sutter	Lancair Legacy	Jus Pass'n Thru	287.281
3	13	Jessy Panzer	Glasair SH-3R	Cruse Missile	281.544
4	57	Bill Beaton	Harmon Rocket II	Griffin Rocket	274.150
5	55	Tom McNerney	Lancair 360	Unleashed	271.519
6	91	Ryan Moran	Glasair III	Breaking Wind	263.923
7	111	Klaus Savier	Canard Savier EZ	Determinator	257.362
8	49	Shane Margraves	RV-6	Rocket Six	245.234
9	76	Jason Rovey	RV-8		235.188

2015 Sport Heat 3A

Place	Race #	Pilot	AC Type	AC Name	Speed
1	352	John Parker	Thunder Mustang	Blue Thunder II	375.586
2	44	Lynn Farnsworth	Lancair Super Legacy	Miss Karen II	365.882
3	8	Dave Sterling	Lancair Legacy		361.805
4	47	Gary Mead	Glasair III	Lucky Mojo	344.360
5	30	Andrew Findlay	Lancair Super Legacy	One Moment	331.231
6	42	Kevin Eldredge	NXT	Relentless	307.427
7	2	Vince Walker	Lancair Legacy	Modo Mio	303.154
8	52	Colleen Keller	Lancair Legacy	Poncho	294.036
9	15	Vicky Benzing	Lancair Legacy	Lucky Girl	294.001

2015 Sport Medallion

Place	Race #	Pilot	AC Type	AC Name	Speed
1	38	Scott Farnsworth	Xtreme XA42	Xtremely Naughty	218.309
2	18	Tim Cone	RV-8		217.754
3	270	Dan West	RV-8	Whiskey Tango	214.844
4	43	George Ford	RV-8	Ice Hawk	211.479
5	26	Ben Fouts	RV-8	Naughty Angel	211.376
6	81	Matt Beaubien	RV-4		211.178
7	16	Charlie Greer	RV-4	Miss B Haven IV	210.581
8	74	Seth Baker	RV-7	Little Miscreant	197.033
9	314	Scott Prewitt	RV-4		196.884

2015 Sport Bronze

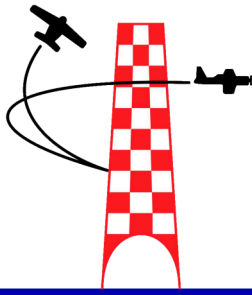
Place	Race #	Pilot	AC Type	AC Name	Speed
1	70	Dave Morss	Stewart S-51D	Beautiful Doll	229.865
2	61	Louis Gabriel	Lancair 360	Blind Luck	227.890
3	17	Chris Schaich	Harmon Rocket II		220.130
4	7	Chiwami Takagi-Read	Glasair I	Plastic Piglet	218.444
5	25	Kirk Murphy	Glasair SH-2R	Papa's Ride	218.233
6	84	Stan Sutterfield	RV-8	Eight for Papa	215.294
7	80	Skylor Piper	RV-8	Miss Ruby S.	214.300
8	27	James F. Wilson, Jr.	RV-8	Bulldog	214.212
9	771	Stephen Christopher	RV-7	Margarita	211.081

2015 Sport Silver

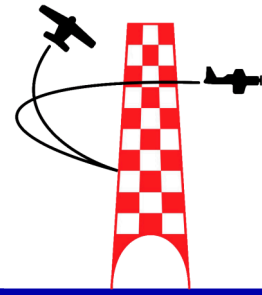
Place	Race #	Pilot	AC Type	AC Name	Speed
1	92	David Robinson	Lancair Legacy	Desert Lightning	287.484
2	66	Ernie Sutter	Lancair Legacy	Jus Pass'n Thru	287.434
3	13	Jessy Panzer	Glasair SH-3R	Cruse Missile	279.432
4	57	Bill Beaton	Harmon Rocket II	Griffin Rocket	272.144
5	55	Tom McNerney	Lancair 360	Unleashed	269.965
6	91	Ryan Moran	Glasair III	Breaking Wind	265.343
7	111	Klaus Savier	Canard Savier EZ	Determinator	255.049
8	49	Shane Margraves	RV-6	Rocket Six	244.823
9	76	Jason Rovey	RV-8		235.905

2015 Sport Gold

Place	Race #	Pilot	AC Type	AC Name	Speed
1	352	John Parker	Thunder Mustang	Blue Thunder II	377.403
2	44	Lynn Farnsworth	Lancair Super Legacy	Miss Karen II	375.483
3	30	Andrew Findlay	Lancair Super Legacy	One Moment	356.811
4	47	Gary Mead	Glasair III	Lucky Mojo	348.453
5	42	Kevin Eldredge	NXT	Relentless	310.116
6	2	Vince Walker	Lancair Legacy	Modo Mio	305.967
7	15	Vicky Benzing	Lancair Legacy	Lucky Girl	299.326
8	52	Colleen Keller	Lancair Legacy	Poncho	293.485
DNF	8	Dave Sterling	Lancair Legacy		



2015 Reno Air Races T-6 Racing Reports



2015 T-6 Qualifying

Place	Race #	Pilot	AC Type	AC Name	Speed
1	6	Nick Macy	T-6G	Six Cat	238.524
2	88	John Lohmar	SNJ-5	Radial Velocity	234.749
3	43	Dennis Buehn	AT-6D	Midnight Miss III	232.296
4	89	Gene McNeely	AT-6	Baby Boomer	231.037
5	5	Joey "Gordo" Sanders	SNJ-4	Big Red	229.761
6	37	John Zayac	SNJ-5	McDonald Racer	227.895
7	14	Chris Rushing	AT-6B	Baron's Revenge	225.546
8	90	Greg McNeely	T-6G	Undecided	223.858
9	25	Duane "Chip" Woods	T-6G	Miss Fay	221.627
10	50	Rob Sandberg	AT-6C	Abracadabra	219.361
11	66	Vic McMann	AT-6A	Gunslinger	213.076
12	94	Chris LeFave	SNJ-4	Midnight Express	208.397
13	42	Kevin Sutterfield	SNJ-4	Honest Entry	208.036
14	54	Michael Pflieger	T-6G	Midlife Madness	203.621
15	2	Eric Woelbing	Harvard Mk. IV	Bare Essentials	201.620
16	69	Lee Oman	AT-6D	Eros	188.973
DNQ	22	Chad Morgan	SNJ-6	Miss Evelyn Rose	

2015 T-6 Heat 1C

Place	Race #	Pilot	AC Type	AC Name	Speed
1	94	Chris LeFave	SNJ-4	Midnight Express	216.670
2	42	Kevin Sutterfield	SNJ-4	Honest Entry	213.763
3	2	Eric Woelbing	Harvard Mk. IV	Bare Essentials	211.391
4	54	Michael Pflieger	T-6G	Midlife Madness	206.670
5	69	Lee Oman	AT-6D	Eros	194.204
DNS	22	Chad Morgan	SNJ-6	Miss Evelyn Rose	

2015 T-6 Heat 1B

Place	Race #	Pilot	AC Type	AC Name	Speed
1	14	Chris Rushing	AT-6B	Baron's Revenge	241.432
2	90	Greg McNeely	T-6G	Undecided	229.973
3	25	Duane "Chip" Woods	T-6G	Miss Fay	217.071
4	66	Vic McMann	AT-6A	Gunslinger	214.058
DNF	50	Rob Sandberg	AT-6C	Abracadabra	

2015 T-6 Heat 1A

Place	Race #	Pilot	AC Type	AC Name	Speed
1	6	Nick Macy	T-6G	Six Cat	234.149
2	43	Dennis Buehn	AT-6D	Midnight Miss III	234.012
3	88	John Lohmar	SNJ-5	Radial Velocity	231.269
4	5	Joey "Gordo" Sanders	SNJ-4	Big Red	225.308
5	37	John Zayac	SNJ-5	McDonald Racer	225.043
DNS	89	Gene McNeely	AT-6	Baby Boomer	

2015 T-6 Heat 2C

Place	Race #	Pilot	AC Type	AC Name	Speed
1	94	Chris LeFave	SNJ-4	Midnight Express	218.845
2	2	Eric Woelbing	Harvard Mk. IV	Bare Essentials	215.777
3	54	Michael Pflieger	T-6G	Midlife Madness	213.690
4	22	Chad Morgan	SNJ-6	Miss Evelyn Rose	213.629
5	69	Lee Oman	AT-6D	Eros	196.051
DNS	42	Kevin Sutterfield	SNJ-4	Honest Entry	

2015 T-6 Heat 2B

Place	Race #	Pilot	AC Type	AC Name	Speed
1	14	Chris Rushing	AT-6B	Baron's Revenge	230.589
2	90	Greg McNeely	T-6G	Undecided	229.252
3	66	Vic McMann	AT-6A	Gunslinger	219.980
4	25	Duane "Chip" Woods	T-6G	Miss Fay	216.738
5	50	Rob Sandberg	AT-6C	Abracadabra	197.760

2015 T-6 Heat 2A

Place	Race #	Pilot	AC Type	AC Name	Speed
1	43	Dennis Buehn	AT-6D	Midnight Miss III	235.314
2	6	Nick Macy	T-6G	Six Cat	235.174
3	88	John Lohmar	SNJ-5	Radial Velocity	229.108
4	37	John Zayac	SNJ-5	McDonald Racer	228.663
5	89	Gene McNeely	AT-6	Baby Boomer	225.863
6	5	Joey "Gordo" Sanders	SNJ-4	Big Red	223.147

2015 T-6 Bronze

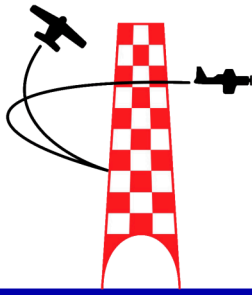
Place	Race #	Pilot	AC Type	AC Name	Speed
1	94	Chris LeFave	SNJ-4	Midnight Express	220.828
2	22	Chad Morgan	SNJ-6	Miss Evelyn Rose	220.377
3	2	Eric Woelbing	Harvard Mk. IV	Bare Essentials	216.521
4	54	Michael Pflieger	T-6G	Midlife Madness	214.433
5	69	Lee Oman	AT-6D	Eros	198.660
DNS	42	Kevin Sutterfield	SNJ-4	Honest Entry	

2015 T-6 Silver

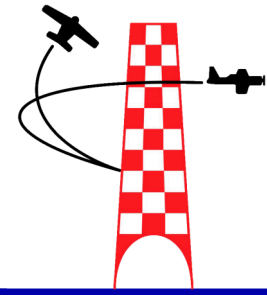
Place	Race #	Pilot	AC Type	AC Name	Speed
Bump	14	Chris Rushing	AT-6B	Baron's Revenge	233.372
1	90	Greg McNeely	T-6G	Undecided	225.921
2	66	Vic McMann	AT-6A	Gunslinger	219.620
3	25	Duane "Chip" Woods	T-6G	Miss Fay	216.087
4	50	Rob Sandberg	AT-6C	Abracadabra	206.515

2015 T-6 Gold

Place	Race #	Pilot	AC Type	AC Name	Speed
1	43	Dennis Buehn	AT-6D	Midnight Miss III	238.073
2	14	Chris Rushing	AT-6B	Baron's Revenge	231.808
3	6	Nick Macy	T-6G	Six Cat	231.730
4	88	John Lohmar	SNJ-5	Radial Velocity	227.726
5	37	John Zayac	SNJ-5	McDonald Racer	227.348
6	89	Gene McNeely	AT-6	Baby Boomer	226.428
7	5	Joey "Gordo" Sanders	SNJ-4	Big Red	221.276



2015 Reno Air Races Jet Racing Reports



2015 Jet Qualifying

Place	Race #	Pilot	AC Type	AC Name	Speed
1	5	Rick Vandam	L-39 Albatros	American Spirit	491.036
2	8	Sean Cushing	L-39	Fast Company	490.904
3	24	Pete Zaccagnino	DH115 Vampire	Vampire	487.858
4	66	Mark Pracy	L-39C	True Blue	469.831
5	139	Vicky Benzing	L-139	Darkstar	469.831
6	54	Jeff Turney	L-39C	Robin 1	451.840
7	25	Mike Steiger	L-39	Czech 6	440.566
8	15	Bob Mills	L-39C	Reality Czech	430.819
9	10	Dave Culler, Jr.	L-39C	Riff Raff	419.420
10	33	Doug Matthews	L-39	Blue Streak	418.938
11	39	Mike Mangold	L-39	Blue Merlin	411.608
12	777	Larry Lee	L-39C	Triple 7	410.536
13	7	Larry Labriola	L-39C	Sarance	407.474
14	1	Lachie Onslow	TS-11 Iskra	Hot Section	401.899
15	55	Zach McNeill	L-29	Flipper	395.566
16	61	Charlie Camilleri	L-29 Delfin	Miss Independence	388.211
17	6	Jon Socolof	L-29 Delfin	Sluggo	383.883

2015 Jet Heat 1C

Place	Race #	Pilot	AC Type	AC Name	Speed
1	777	Larry Lee	L-39C	Triple 7	412.825
2	1	Lachie Onslow	TS-11 Iskra	Hot Section	408.409
3	7	Larry Labriola	L-39C	Sarance	396.251
4	55	Zach McNeill	L-29	Flipper	379.475
DQ	61	Charlie Camilleri	L-29 Delfin	Miss Independence	
DQ	6	Jon Socolof	L-29 Delfin	Sluggo	

2015 Jet Heat 1B

Place	Race #	Pilot	AC Type	AC Name	Speed
1	25	Mike Steiger	L-39	Czech 6	459.629
2	10	Dave Culler, Jr.	L-39C	Riff Raff	434.445
3	15	Bob Mills	L-39C	Reality Czech	414.894
4	39	Zach McNeill	L-39	Blue Merlin	412.757
DQ	33	Doug Matthews	L-39	Blue Streak	
DQ	777	Larry Lee	L-39C	Triple 7	

2015 Jet Heat 1A

Place	Race #	Pilot	AC Type	AC Name	Speed
1	8	Sean Cushing	L-39	Fast Company	502.185
2	24	Pete Zaccagnino	DH115 Vampire	Vampire	481.168
3	5	Rick Vandam	L-39 Albatros	American Spirit	463.363
4	139	Vicky Benzing	L-139	Darkstar	461.348
5	66	Mark Pracy	L-39C	True Blue	461.027
6	54	Jeff Turney	L-39C	Robin 1	436.170

2015 Jet Heat 2C

Place	Race #	Pilot	AC Type	AC Name	Speed
1	33	Doug Matthews	L-39	Blue Streak	428.110
2	1	Lachie Onslow	TS-11 Iskra	Hot Section	421.142
3	55	Zach McNeill	L-29	Flipper	389.120
4	61	Charlie Camilleri	L-29 Delfin	Miss Independance	388.868
5	6	Jon Socolof	L-29 Delfin	Sluggo	387.426
DQ	7	Larry Labriola	L-39C	Sarance	

2015 Jet Heat 2B

Place	Race #	Pilot	AC Type	AC Name	Speed
1	54	Phil Fogg	L-39C	Robin 1	439.102
2	10	Dave Culler, Jr.	L-39C	Riff Raff	433.081
3	15	Bob Mills	L-39C	Reality Czech	425.053
4	1	Lachie Onslow	TS-11 Iskra	Hot Section	407.983
5	39	Mike Mangold	L-39	Blue Merlin	401.381
DQ	777	Larry Lee	L-39C	Triple 7	

2015 Jet Heat 2A

Place	Race #	Pilot	AC Type	AC Name	Speed
1	24	Pete Zaccagnino	DH115 Vampire	Vampire	500.819
2	8	Sean Cushing	L-39	Fast Company	498.362
3	5	Rick Vandam	L-39 Albatros	American Spirit	486.551
4	66	Mark Pracy	L-39C	True Blue	449.319
5	139	Vicky Benzing	L-139	Darkstar	447.824
6	25	Mike Steiger	L-39	Czech 6	440.002
7	54	Jeff Turney	L-39C	Robin 1	424.789

2015 Jet Bronze

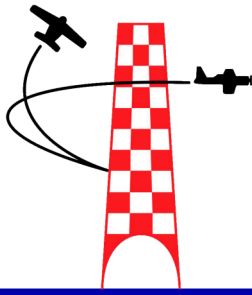
Place	Race #	Pilot	AC Type	AC Name	Speed
1	777	Larry Lee	L-39C	Triple 7	425.497
2	39	Mike Mangold	L-39	Blue Merlin	424.873
3	1	Lachie Onslow	TS-11 Iskra	Hot Section	414.457
4	55	Zach McNeill	L-29	Flipper	397.744
5	6	Jon Socolof	L-29 Delfin	Sluggo	368.763
DQ	7	Larry Labriola	L-39C	Sarance	
DQ	61	Charlie Camilleri	L-29 Delfin	Miss Independence	

2015 Jet Silver

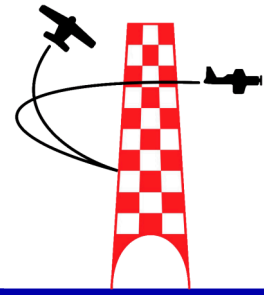
Place	Race #	Pilot	AC Type	AC Name	Speed
1	10	Dave Culler, Jr.	L-39C	Riff Raff	431.916
2	33	Doug Matthews	L-39	Blue Streak	428.957
3	39	Mike Mangold	L-39	Blue Merlin	422.410
4	15	Bob Mills	L-39C	Reality Czech	420.498
5	54	Jeff Turney	L-39C	Robin 1	420.297
6	1	Lachie Onslow	TS-11 Iskra	Hot Section	407.902
7	6	Joe Gano	L-29 Delfin	Sluggo	385.743
DQ	61	Charlie Camilleri	L-29 Delfin	Miss Independence	

2015 Jet Gold

Place	Race #	Pilot	AC Type	AC Name	Speed
1	24	Pete Zaccagnino	DH115 Vampire	Vampire	502.370
2	8	Sean Cushing	L-39	Fast Company	501.806
3	5	Rick Vandam	L-39 Albatros	American Spirit	492.234
4	66	Mark Pracy	L-39C	True Blue	449.000
5	139	Vicky Benzing	L-139	Darkstar	446.940
6	25	Mike Steiger	L-39	Czech 6	441.984
7	15	Bob Mills	L-39C	Reality Czech	417.246
8	54	Jeff Turney	L-39C	Robin 1	417.158



2015 Reno Air Races Unlimited Racing Reports



2015 Unlimited Qualifying

Place	Race #	Pilot	AC Type	AC Name	Speed
1	77	Stewart Dawson	F8F-2 Bearcat	Rare Bear	480.644
2	7	Robert "Hoot" Gibson	P-51D Mustang	Strega	475.043
3	5	Steven Hinton	F-51D Mustang	Voodoo	464.246
4	8	Dennis Sanders	TMK 20 Sea Fury	Dreadnought	432.860
5	71	Curt Brown	FB 11 Sea Fury	Sawbones	417.949
6	114	Mark Watt	MK 11 Sea Fury	Argonaut	377.284
7	924	Korey Wells	TMK 20 Sea Fury		373.503
8	31	Dan Vance	P-51D Mustang	Speedball Alice	340.485
9	4	Sal Rubino	P-51D Mustang	Grim Reaper	328.155
10	44	Brant Seghetti	P-51D Mustang	Sparky	310.362
11	92	John "Dusty" Dowd, Jr.	Yak-11	Lylia	305.133
12	12	John Currenti	P-51D Mustang	The Rebel	303.723
13	81	Rob Gordon	P-51D Mustang	Lady Jo	303.289

2015 Unlimited Heat 1B

Place	Race #	Pilot	AC Type	AC Name	Speed
1	4	Dan Martin	P-51D Mustang	Grim Reaper	350.319
2	44	Brant Seghetti	P-51D Mustang	Sparky	309.028
3	12	John Currenti	P-51D Mustang	The Rebel	308.419
DNF	92	John "Dusty" Dowd, Jr.	Yak-11	Lylia	
DQ	81	Rob Gordon	P-51D Mustang	Lady Jo	

2015 Unlimited Heat 1A

Place	Race #	Pilot	AC Type	AC Name	Speed
1	8	Dennis Sanders	TMK 20 Sea Fury	Dreadnought	420.676
2	71	Curt Brown	FB 11 Sea Fury	Sawbones	411.356
3	114	Mark Watt	MK 11 Sea Fury	Argonaut	357.575
4	924	Korey Wells	TMK 20 Sea Fury		357.516
5	31	Dan Vance	P-51D Mustang	Speedball Alice	316.996

2015 Unlimited Heat 2B

Place	Race #	Pilot	AC Type	AC Name	Speed
1	114	Mark Watt	MK 11 Sea Fury	Argonaut	367.174
2	924	Brian Sanders	TMK 20 Sea Fury		367.134
3	4	Sal Rubino	P-51D Mustang	Grim Reaper	348.286
4	12	Doug Matthews	P-51D Mustang	The Rebel	316.894
5	31	Dan Vance	P-51D Mustang	Speedball Alice	316.527
6	44	Brant Seghetti	P-51D Mustang	Sparky	314.446
7	92	John "Dusty" Dowd, Jr.	Yak-11	Lylia	314.130
8	81	Rob Gordon	P-51D Mustang	Lady Jo	294.105

2015 Unlimited Heat 2A

Place	Race #	Pilot	AC Type	AC Name	Speed
1	77	Stewart Dawson	F8F-2 Bearcat	Rare Bear	478.479
2	7	Robert "Hoot" Gibson	P-51D Mustang	Strega	472.871
3	5	Steven Hinton	F-51D Mustang	Voodoo	461.801
4	8	Dennis Sanders	TMK 20 Sea Fury	Dreadnought	426.332
5	71	Curt Brown	FB 11 Sea Fury	Sawbones	388.645

2015 Unlimited Heat 3B

Place	Race #	Pilot	AC Type	AC Name	Speed
1	924	Korey Wells	TMK 20 Sea Fury		380.664
2	4	Sal Rubino	P-51D Mustang	Grim Reaper	351.467
3	12	John Currenti	P-51D Mustang	The Rebel	346.356
4	31	Dan Vance	P-51D Mustang	Speedball Alice	316.915
5	44	Brant Seghetti	P-51D Mustang	Sparky	316.534
6	81	Rob Gordon	P-51D Mustang	Lady Jo	299.329
DNS	92	John "Dusty" Dowd, Jr.	Yak-11	Lylia	

2015 Unlimited Heat 3A

Place	Race #	Pilot	AC Type	AC Name	Speed
1	7	Robert "Hoot" Gibson	P-51D Mustang	Strega	484.793
2	5	Steven Hinton	F-51D Mustang	Voodoo	475.482
3	77	Stewart Dawson	F8F-2 Bearcat	Rare Bear	474.760
4	8	Dennis Sanders	TMK 20 Sea Fury	Dreadnought	425.043
5	71	Curt Brown	FB 11 Sea Fury	Sawbones	409.872
6	114	Brian Sanders	MK 11 Sea Fury	Argonaut	374.454

2015 Unlimited Silver

Place	Race #	Pilot	AC Type	AC Name	Speed
1	4	Sal Rubino	P-51D Mustang	Grim Reaper	341.961
2	12	Doug Matthews	P-51D Mustang	The Rebel	332.828
3	92	John "Dusty" Dowd, Jr.	Yak-11	Lylia	321.231
4	31	Dan Vance	P-51D Mustang	Speedball Alice	312.066
5	44	Brant Seghetti	P-51D Mustang	Sparky	309.759
6	81	Rob Gordon	P-51D Mustang	Lady Jo	301.722

2015 Unlimited Gold

Place	Race #	Pilot	AC Type	AC Name	Speed
1	7	Robert "Hoot" Gibson	P-51D Mustang	Strega	488.983
2	77	Stewart Dawson	F8F-2 Bearcat	Rare Bear	471.957
3	8	Dennis Sanders	TMK 20 Sea Fury	Dreadnought	420.361
4	71	Curt Brown	FB 11 Sea Fury	Sawbones	415.539
5	924	Korey Wells	TMK 20 Sea Fury		371.842
6	114	Mark Watt	MK 11 Sea Fury	Argonaut	365.298
DNF	5	Steven Hinton	F-51D Mustang	Voodoo	
