


2012 Reno Air Races Formula One Racing Reports



2012 Formula One Qualifying

Place	Race #	Pilot	AC Type	AC Name	Speed
1	11	Steve Senegal	Arnold AR-6	Endeavor	257.241
2	50	Vito Wypraechtger	Cassutt III-M	Scarlet Screamer	246.430
3	87	Steve Temple	GR-7 Panther	Madness	241.142
4	13	Brian Reberry	Reberry 3M1C1R	September Fate	238.824
5	3	Kevin Anderson	Western Air Racing	Miss "U"	235.389
6	12	Justin Phillipson	Cassutt III-M	Outrageous	233.274
7	96	Doug Bodine	Cassutt III-M	Miss Demeanor	231.300
8	45	Jay Jones	Cassutt II-M	Quadnickel	228.449
9	36	Guillermo "Bill" Parodi	Cassutt III-M	N-A-Rush	208.693
10	69	Dave Roelofs	Stratocaster	Knotty Girl	207.280
11	20	Tom Watkins	Cassutt III-M	Pooder	198.784
12	40	Stephen Partridge-Hicks	Jensen Slipknot	Miss USA	165.260
13	592	Brian Reberry	Cassutt III-M	Tony the Tiger	160.937

2012 Formula One Heat 1B

Place	Race #	Pilot	AC Type	AC Name	Speed
1	45	Jay Jones	Cassutt II-M	Quadnickel	225.625
2	36	Guillermo "Bill" Parodi	Cassutt III-M	N-A-Rush	203.428
3	40	Stephen Partridge-Hicks	Jensen Slipknot	Miss USA	188.724
4	592	Brian Reberry	Cassutt III-M	Tony the Tiger	149.826
DNS	69	Dave Roelofs	Stratocaster	Knotty Girl	
DNS	20	Tom Watkins	Cassutt III-M	Pooder	

2012 Formula One Heat 1A

Place	Race #	Pilot	AC Type	AC Name	Speed
1	11	Steve Senegal	Arnold AR-6	Endeavor	260.775
2	50	Vito Wypraechtger	Cassutt III-M	Scarlet Screamer	247.085
3	12	Justin Phillipson	Cassutt III-M	Outrageous	235.295
4	87	Steve Temple	GR-7 Panther	Madness	234.995
5	13	Brian Reberry	Reberry 3M1C1R	September Fate	231.167
6	96	Doug Bodine	Cassutt III-M	Miss Demeanor	220.560
DNS	3	Kevin Anderson	Western Air Racing	Miss "U"	

2012 Formula One Heat 2B

Place	Race #	Pilot	AC Type	AC Name	Speed
1	36	Guillermo "Bill" Parodi	Cassutt III-M	N-A-Rush	207.377
2	20	Tom Watkins	Cassutt III-M	Pooder	198.902
3	592	Brian Reberry	Cassutt III-M	Tony the Tiger	152.291
DNS	40	Stephen Partridge-Hicks	Jensen Slipknot	Miss USA	
DNS	3	Kevin Anderson	Western Air Racing	Miss "U"	
DNS	69	Dave Roelofs	Stratocaster	Knotty Girl	

2012 Formula One Heat 2A

Place	Race #	Pilot	AC Type	AC Name	Speed
1	11	Steve Senegal	Arnold AR-6	Endeavor	256.496
2	12	Justin Phillipson	Cassutt III-M	Outrageous	236.037
3	87	Steve Temple	GR-7 Panther	Madness	232.365
4	13	Brian Reberry	Reberry 3M1C1R	September Fate	226.396
5	96	Doug Bodine	Cassutt III-M	Miss Demeanor	220.542
6	45	Jay Jones	Cassutt II-M	Quadnickel	218.482
DNS	50	Vito Wypraechtger	Cassutt III-M	Scarlet Screamer	

2012 Formula One Heat 3B

Place	Race #	Pilot	AC Type	AC Name	Speed
1	69	Dave Roelofs	Stratocaster	Knotty Girl	200.919
2	20	Tom Watkins	Cassutt III-M	Pooder	196.462
3	592	Brian Reberry	Cassutt III-M	Tony the Tiger	147.466
DNF	40	Stephen Partridge-Hicks	Jensen Slipknot	Miss USA	
DNS	3	Kevin Anderson	Western Air Racing	Miss "U"	
DQ	50	Vito Wypraechtger	Cassutt III-M	Scarlet Screamer	

2012 Formula One Heat 3A

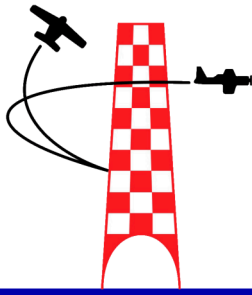
Place	Race #	Pilot	AC Type	AC Name	Speed
1	11	Steve Senegal	Arnold AR-6	Endeavor	255.493
2	12	Justin Phillipson	Cassutt III-M	Outrageous	237.887
3	13	Brian Reberry	Reberry 3M1C1R	September Fate	232.334
4	87	Steve Temple	GR-7 Panther	Madness	227.784
5	96	Doug Bodine	Cassutt III-M	Miss Demeanor	221.493
6	45	Jay Jones	Cassutt II-M	Quadnickel	220.804
7	36	Guillermo "Bill" Parodi	Cassutt III-M	N-A-Rush	201.561

2012 Formula One Silver

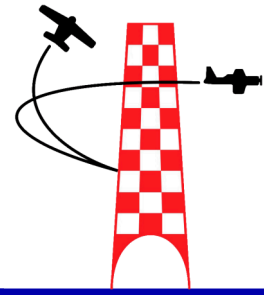
Place	Race #	Pilot	AC Type	AC Name	Speed
1	40	Stephen Partridge-Hicks	Jensen Slipknot	Miss USA	209.919
2	69	Dave Roelofs	Stratocaster	Knotty Girl	204.688
3	20	Tom Watkins	Cassutt III-M	Pooder	197.619
4	592	Brian Reberry	Cassutt III-M	Tony the Tiger	150.995
DNF	3	Kevin Anderson	Western Air Racing	Miss "U"	

2012 Formula One Gold

Place	Race #	Pilot	AC Type	AC Name	Speed
1	11	Steve Senegal	Arnold AR-6	Endeavor	253.817
2	12	Justin Phillipson	Cassutt III-M	Outrageous	236.693
3	50	Vito Wypraechtger	Cassutt III-M	Scarlet Screamer	236.628
4	13	Brian Reberry	Reberry 3M1C1R	September Fate	231.649
5	87	Steve Temple	GR-7 Panther	Madness	227.908
6	96	Doug Bodine	Cassutt III-M	Miss Demeanor	219.277
7	45	Jay Jones	Cassutt II-M	Quadnickel	219.162
8	36	Guillermo "Bill" Parodi	Cassutt III-M	N-A-Rush	201.806



2012 Reno Air Races Biplane Racing Reports



2012 Biplane Qualifying

Place	Race #	Pilot	AC Type	AC Name	Speed
1	62	Tom Aberle	Modified Mong Sport	Phantom	260.413
2	25	Karl Grove	Pitts S-1C	Drag Racer	208.885
3	7X	Kirk Murphy	Pitts S-1S	Lady Luck	200.765
4	3	Jake Stewart	Pitts S-LHN	Zipper II	199.445
5	17	Eric Zine	Pitts S-1S	Sunny Side Up	192.660
6	711	Birch Entriiken	Pitts S-1S	Joey	190.894
7	11X	Dave Roelofs	Pitts S-1S	Purse Snatcher	188.985
8	31	Tony Higa	Pitts S-1S	Tango-Tango	188.922
9	8	Casey Erickson	Pitts S-1S	The Batplane	183.143
10	15	Chris Schaich	Pitts S-1C	Herrin	182.552
11	4	Marilyn Dash	Pitts S-1S	Ruby	179.844
12	6	Robert Caster	Pitts S-1S	Miss Diane	178.469
13	80	Michael Stewart	Pitts S-1	Gone BiListic	176.455
14	42	Earl Allen	Pitts S-1S	The Other Woman	172.286

2012 Biplane Heat 1B

Place	Race #	Pilot	AC Type	AC Name	Speed
1	8	Casey Erickson	Pitts S-1S	The Batplane	181.078
2	15	Chris Schaich	Pitts S-1C	Herrin	180.895
3	4	Dennis Vest	Pitts S-1S	Ruby	178.205
4	6	Robert Caster	Pitts S-1S	Miss Diane	176.088
5	80	Michael Stewart	Pitts S-1	Gone BiListic	161.645
6	42	Earl Allen	Pitts S-1S	The Other Woman	159.875

2012 Biplane Heat 1A

Place	Race #	Pilot	AC Type	AC Name	Speed
1	62	Tom Aberle	Modified Mong Sport	Phantom	225.958
2	25	Karl Grove	Pitts S-1C	Drag Racer	202.721
3	7X	Kirk Murphy	Pitts S-1S	Lady Luck	192.109
4	3	Jake Stewart	Pitts S-LHN	Zipper II	186.364
5	17	Eric Zine	Pitts S-1S	Sunny Side Up	179.479
6	11X	Dave Roelofs	Pitts S-1S	Purse Snatcher	175.963
7	31	Tony Higa	Pitts S-1S	Tango-Tango	174.923
DNS	711	Birch Entriiken	Pitts S-1S	Joey	

2012 Biplane Heat 2B

Place	Race #	Pilot	AC Type	AC Name	Speed
1	15	Chris Schaich	Pitts S-1C	Herrin	186.609
2	8	Casey Erickson	Pitts S-1S	The Batplane	182.974
3	4	Marilyn Dash	Pitts S-1S	Ruby	181.250
4	6	Jeffrey Lo	Pitts S-1S	Miss Diane	180.353
5	80	Michael Stewart	Pitts S-1	Gone BiListic	164.772
DNF	42	Earl Allen	Pitts S-1S	The Other Woman	

2012 Biplane Heat 2A

Place	Race #	Pilot	AC Type	AC Name	Speed
1	62	Tom Aberle	Modified Mong Sport	Phantom	241.243
2	25	Karl Grove	Pitts S-1C	Drag Racer	201.909
3	7X	Kirk Murphy	Pitts S-1S	Lady Luck	192.232
4	3	Jake Stewart	Pitts S-LHN	Zipper II	178.115
5	17	Eric Zine	Pitts S-1S	Sunny Side Up	176.299
6	31	Tony Higa	Pitts S-1S	Tango-Tango	174.832
7	711	Birch Entriken	Pitts S-1S	Joey	174.336
8	11X	Dave Roelofs	Pitts S-1S	Purse Snatcher	172.253

2012 Biplane Heat 3B

Place	Race #	Pilot	AC Type	AC Name	Speed
1	15	Chris Schaich	Pitts S-1C	Herrin	185.502
2	8	Casey Erickson	Pitts S-1S	The Batplane	179.635
3	4	Marilyn Dash	Pitts S-1S	Ruby	179.372
4	6	Robert Caster	Pitts S-1S	Miss Diane	177.406
5	42	Earl Allen	Pitts S-1S	The Other Woman	168.282
6	80	Michael Stewart	Pitts S-1	Gone BiListic	165.217

2012 Biplane Heat 3A

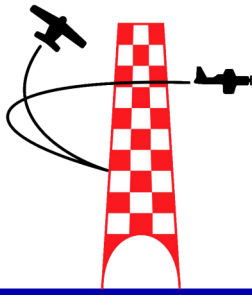
Place	Race #	Pilot	AC Type	AC Name	Speed
1	25	Karl Grove	Pitts S-1C	Drag Racer	201.727
2	7X	Kirk Murphy	Pitts S-1S	Lady Luck	192.103
3	3	Jake Stewart	Pitts S-LHN	Zipper II	186.304
4	17	Eric Zine	Pitts S-1S	Sunny Side Up	181.458
5	11X	Dave Roelofs	Pitts S-1S	Purse Snatcher	175.802
6	711	Birch Entriken	Pitts S-1S	Joey	175.555
7	31	Tony Higa	Pitts S-1S	Tango-Tango	139.524
DQ	62	Tom Aberle	Modified Mong Sport	Phantom	

2012 Biplane Silver

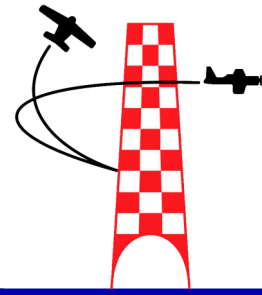
Place	Race #	Pilot	AC Type	AC Name	Speed
1	15	Chris Schaich	Pitts S-1C	Herrin	187.084
2	8	Casey Erickson	Pitts S-1S	The Batplane	180.014
3	4	Marilyn Dash	Pitts S-1S	Ruby	178.635
4	6	Robert Caster	Pitts S-1S	Miss Diane	175.645
5	42	Earl Allen	Pitts S-1S	The Other Woman	166.944
6	80	Michael Stewart	Pitts S-1	Gone BiListic	158.929

2012 Biplane Gold

Place	Race #	Pilot	AC Type	AC Name	Speed
1	62	Tom Aberle	Modified Mong Sport	Phantom	246.454
2	25	Karl Grove	Pitts S-1C	Drag Racer	208.370
3	3	Jake Stewart	Pitts S-LHN	Zipper II	196.420
4	7X	Kirk Murphy	Pitts S-1S	Lady Luck	195.847
5	17	Eric Zine	Pitts S-1S	Sunny Side Up	187.033
6	711	Birch Entriken	Pitts S-1S	Joey	181.255
7	11X	Dave Roelofs	Pitts S-1S	Purse Snatcher	180.071
8	31	Tony Higa	Pitts S-1S	Tango-Tango	179.576



2012 Reno Air Races Sport Racing Reports



2012 Sport Qualifying

Place	Race #	Pilot	AC Type	AC Name	Speed
1	39	Jeff LaVelle	Super Glasair III		395.872
2	352	John Parker	Thunder Mustang	Blue Thunder II	378.518
3	44	Lynn Farnsworth	Lancair Super Legacy	Miss Karen II	368.578
4	5	Lee Behel	GP-5	Sweet Dreams	363.233
5	8	Dave Sterling	Lancair Legacy		358.376
6	42	Kevin Eldredge	NXT	Relentless	341.525
7	2	Vince Walker	Lancair Legacy	Modo Mio	313.341
8	41	Scott Nelson	Thunder Mustang	Guardian Angel	310.418
9	66	Ernie Sutter	Lancair Legacy	Jus Pass'n Thru	291.878
10	13	Vicky Benzing	Glasair SH-3R	Cruse Missile	283.476
11	21	Alan Crawford	Lancair Legacy	Spirit of America	282.167
12	88	Bob Wolstenholme	Lancair Legacy		278.703
13	99	Dave Morss	Lancair 320	Martin's Legacy	270.267
14	55	Tom McNerney	Lancair 360	Unleashed	268.781
15	12	Mark Frederick	F1 Rocket	El Toro	260.868
16	28	Pete Zaccagnino	Lancair Legacy	High Performance A/C	258.163
17	22	Rick Vandam	Glasair II-S	Greenstreak	255.025
18	43	Bob Mills	RV-6	Rocket Six	245.420
19	105	Peter Malone	Radial Rocket		245.064
20	61	Miguel Carrera	Lancair 320	Clueless	227.327
21	18	Tim Cone	RV-8	Claribelle	218.153
22	54	Steve Senegal	RV-8	Navy 8	217.065
23	89	David Casey	RV-3	Miss Miriam	206.438

2012 Sport Heat 1C

Place	Race #	Pilot	AC Type	AC Name	Speed
1	22	Rick Vandam	Glasair II-S	Greenstreak	249.025
2	43	Bob Mills	RV-6	Rocket Six	245.776
3	105	Peter Malone	Radial Rocket		244.790
4	61	Miguel Carrera	Lancair 320	Clueless	226.825
5	54	Steve Senegal	RV-8	Navy 8	220.716
6	18	Tim Cone	RV-8	Claribelle	218.554
7	89	David Casey	RV-3	Miss Miriam	205.646

2012 Sport Heat 1B

Place	Race #	Pilot	AC Type	AC Name	Speed
1	66	Ernie Sutter	Lancair Legacy	Jus Pass'n Thru	292.567
2	13	Vicky Benzing	Glasair SH-3R	Cruse Missile	283.902
3	21	Alan Crawford	Lancair Legacy	Spirit of America	282.839
4	99	Dave Morss	Lancair 320	Martin's Legacy	269.740
5	55	Tom McNerney	Lancair 360	Unleashed	267.445
6	12	Mark Frederick	F1 Rocket	El Toro	258.465
7	28	Pete Zaccagnino	Lancair Legacy	High Performance A/C	257.198
DNF	88	Bob Wolstenholme	Lancair Legacy		

2012 Sport Heat 1A

Place	Race #	Pilot	AC Type	AC Name	Speed
1	39	Jeff LaVelle	Super Glasair III		387.617
2	352	John Parker	Thunder Mustang	Blue Thunder II	382.419
3	8	Dave Sterling	Lancair Legacy		352.771
4	5	Lee Behel	GP-5	Sweet Dreams	348.730
5	42	Kevin Eldredge	NXT	Relentless	341.469
6	2	Vince Walker	Lancair Legacy	Modo Mio	309.817
7	41	Scott Nelson	Thunder Mustang	Guardian Angel	309.518
8	44	Lynn Farnsworth	Lancair Super Legacy	Miss Karen II	256.082

2012 Sport Heat 2C

Place	Race #	Pilot	AC Type	AC Name	Speed
1	22	Rick Vandam	Glasair II-S	Greenstreak	249.320
2	43	Bob Mills	RV-6	Rocket Six	247.039
3	105	Peter Malone	Radial Rocket		244.999
4	61	Miguel Carrera	Lancair 320	Clueless	227.670
5	54	Steve Senegal	RV-8	Navy 8	220.099
6	89	David Casey	RV-3	Miss Miriam	207.789
7	18	Tim Cone	RV-8	Claribelle	207.344

2012 Sport Heat 2B

Place	Race #	Pilot	AC Type	AC Name	Speed
1	44	Lynn Farnsworth	Lancair Super Legacy	Miss Karen II	347.249
2	13	Vicky Benzing	Glasair SH-3R	Cruse Missile	286.037
3	21	Alan Crawford	Lancair Legacy	Spirit of America	284.372
4	99	Dave Morss	Lancair 320	Martin's Legacy	268.048
5	55	Tom McNerney	Lancair 360	Unleashed	265.592
6	28	Pete Zaccagnino	Lancair Legacy	High Performance A/C	256.162
DNF	88	Bob Wolstenholme	Lancair Legacy		
DNF	12	Mark Frederick	F1 Rocket	El Toro	

2012 Sport Heat 2A

Place	Race #	Pilot	AC Type	AC Name	Speed
1	39	Jeff LaVelle	Super Glasair III		390.166
2	352	John Parker	Thunder Mustang	Blue Thunder II	380.755
3	5	Lee Behel	GP-5	Sweet Dreams	357.885
4	8	Dave Sterling	Lancair Legacy		354.472
5	42	Kevin Eldredge	NXT	Relentless	338.301
6	2	Vince Walker	Lancair Legacy	Modo Mio	309.646
7	41	Scott Nelson	Thunder Mustang	Guardian Angel	309.540
8	66	Ernie Sutter	Lancair Legacy	Jus Pass'n Thru	293.943

2012 Sport Heat 3C

Place	Race #	Pilot	AC Type	AC Name	Speed
1	22	Craig Sherman	Glasair II-S	Greenstreak	251.802
2	43	Bob Mills	RV-6	Rocket Six	247.238
3	105	Peter Malone	Radial Rocket		246.689
4	61	Miguel Carrera	Lancair 320	Clueless	228.099
5	18	Tim Cone	RV-8	Claribelle	217.355
6	54	Steve Senegal	RV-8	Navy 8	213.706
DNS	89	David Casey	RV-3	Miss Miriam	

2012 Sport Heat 3B

Place	Race #	Pilot	AC Type	AC Name	Speed
1	66	Ernie Sutter	Lancair Legacy	Jus Pass'n Thru	294.025
2	13	Vicky Benzing	Glasair SH-3R	Cruse Missile	281.006
3	21	Alan Crawford	Lancair Legacy	Spirit of America	280.954
4	88	Bob Wolstenholme	Lancair Legacy		280.925
5	99	Dave Morss	Lancair 320	Martin's Legacy	268.408
6	55	Tom McNerney	Lancair 360	Unleashed	266.165
7	28	Pete Zaccagnino	Lancair Legacy	High Performance A/C	257.096

2012 Sport Heat 3A

Place	Race #	Pilot	AC Type	AC Name	Speed
1	39	Jeff LaVelle	Super Glasair III		382.560
2	44	Lynn Farnsworth	Lancair Super Legacy	Miss Karen II	355.110
3	5	Lee Behel	GP-5	Sweet Dreams	354.894
4	8	Dave Sterling	Lancair Legacy		345.605
5	42	Kevin Eldredge	NXT	Relentless	311.324
6	41	Scott Nelson	Thunder Mustang	Guardian Angel	302.911
7	2	Vince Walker	Lancair Legacy	Modo Mio	302.899
DNS	352	John Parker	Thunder Mustang	Blue Thunder II	

2012 Sport Bronze

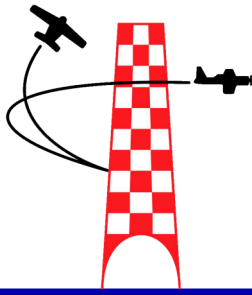
Place	Race #	Pilot	AC Type	AC Name	Speed
1	22	Rick Vandam	Glasair II-S	Greenstreak	255.338
2	43	Bob Mills	RV-6	Rocket Six	248.574
3	105	Peter Malone	Radial Rocket		248.353
4	61	Miguel Carrera	Lancair 320	Clueless	228.133
5	54	Steve Senegal	RV-8	Navy 8	221.400
6	18	Tim Cone	RV-8	Claribelle	210.251
7	89	David Casey	RV-3	Miss Miriam	210.080

2012 Sport Silver

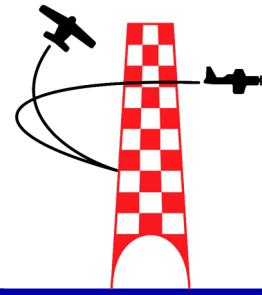
Place	Race #	Pilot	AC Type	AC Name	Speed
1	66	Ernie Sutter	Lancair Legacy	Jus Pass'n Thru	295.514
2	88	Bob Wolstenholme	Lancair Legacy		293.612
3	13	Vicky Benzing	Glasair SH-3R	Cruse Missile	289.560
4	21	Alan Crawford	Lancair Legacy	Spirit of America	282.852
5	28	Pete Zaccagnino	Lancair Legacy	High Performance A/C	271.876
6	55	Tom McNerney	Lancair 360	Unleashed	270.658
DQ	99	Dave Morss	Lancair 320	Martin's Legacy	

2012 Sport Gold

Place	Race #	Pilot	AC Type	AC Name	Speed
1	39	Jeff LaVelle	Super Glasair III		393.552
2	352	John Parker	Thunder Mustang	Blue Thunder II	377.033
3	44	Lynn Farnsworth	Lancair Super Legacy	Miss Karen II	372.711
4	5	Lee Behel	GP-5	Sweet Dreams	359.573
5	8	Dave Sterling	Lancair Legacy		357.714
6	42	Kevin Eldredge	NXT	Relentless	333.035
7	41	Scott Nelson	Thunder Mustang	Guardian Angel	314.050
8	2	Vince Walker	Lancair Legacy	Modo Mio	313.521



2012 Reno Air Races T-6 Racing Reports



2012 T-6 Qualifying

Place	Race #	Pilot	AC Type	AC Name	Speed
1	6	Nick Macy	T-6G	Six-Cat	241.089
2	43	Dennis Buehn	AT-6D	Midnight Miss III	240.279
3	37	John Zayac	SNJ-5	McDonald Racer	236.967
4	88	John Lohmar	SNJ-5	Radial Velocity	234.397
5	89	Lee Oman	AT-6	Baby Boomer	232.746
6	14	Chris Rushing	AT-6B	Baron's Revenge	231.825
7	90	Gene McNeely	T-6G	Undecided	227.402
8	50	John Krawczyk	AT-6C	Abracadabra	225.120
9	5	Joey "Gordo" Sanders	SNJ-4	Big Red	224.777
10	64	Keith McMann	Harvard Mk. IV	Red Knight	220.458
11	66	Vic McMann	AT-6A	Gunslinger	218.068
12	33	Terry Adams	AT-6C	Midnight Rendezvous	217.009
13	42	Rob Sandberg	SNJ-4	Honest Entry	213.701
14	73	Ralph Rina	T-6G	Strip Teeze	212.426
15	54	Michael Pflieger	T-6G	Midlife Madness	211.875
16	69	Lee Oman	AT-6D	Eros	204.872
17	59	Nathan Harnagel	T-6D	Dulcinea	194.257

2012 T-6 Heat 1C

Place	Race #	Pilot	AC Type	AC Name	Speed
1	42	Rob Sandberg	SNJ-4	Honest Entry	208.553
2	73	Ralph Rina	T-6G	Strip Teeze	207.954
3	54	Michael Pflieger	T-6G	Midlife Madness	198.316
4	69	Lee Oman	AT-6D	Eros	185.969
5	59	Nathan Harnagel	T-6D	Dulcinea	185.281
6	90	Greg McNeely	T-6G	Undecided	185.141

2012 T-6 Heat 1B

Place	Race #	Pilot	AC Type	AC Name	Speed
1	5	Joey "Gordo" Sanders	SNJ-4	Big Red	226.201
2	90	Greg McNeely	T-6G	Undecided	221.008
3	66	Vic McMann	AT-6A	Gunslinger	219.511
4	64	Keith McMann	Harvard Mk. IV	Red Knight	216.954
5	33	Terry Adams	AT-6C	Midnight Rendezvous	215.181
DNS	50	John Krawczyk	AT-6C	Abracadabra	

2012 T-6 Heat 1A

Place	Race #	Pilot	AC Type	AC Name	Speed
1	6	Nick Macy	T-6G	Six-Cat	246.047
2	43	Dennis Buehn	AT-6D	Midnight Miss III	243.866
3	88	John Lohmar	SNJ-5	Radial Velocity	239.697
4	89	Lee Oman	AT-6	Baby Boomer	234.556
5	37	John Zayac	SNJ-5	McDonald Racer	234.270
6	14	Chris Rushing	AT-6B	Baron's Revenge	229.572

2012 T-6 Heat 2C

Place	Race #	Pilot	AC Type	AC Name	Speed
1	42	Rob Sandberg	SNJ-4	Honest Entry	221.657
2	73	Ralph Rina	T-6G	Strip Teeze	216.470
3	54	Michael Pflieger	T-6G	Midlife Madness	212.600
4	69	Lee Oman	AT-6D	Eros	205.371
5	59	Nathan Harnagel	T-6D	Dulcinea	195.251
DNS	90	Greg McNeely	T-6G	Undecided	

2012 T-6 Heat 2B

Place	Race #	Pilot	AC Type	AC Name	Speed
1	5	Joey "Gordo" Sanders	SNJ-4	Big Red	232.219
2	90	Gene McNeely	T-6G	Undecided	227.539
3	66	Vic McMann	AT-6A	Gunslinger	227.411
4	64	Keith McMann	Harvard Mk. IV	Red Knight	220.801
5	50	John Krawczyk	AT-6C	Abracadabra	220.739
DNS	33	Terry Adams	AT-6C	Midnight Rendezvous	

2012 T-6 Heat 2A

Place	Race #	Pilot	AC Type	AC Name	Speed
1	6	Nick Macy	T-6G	Six-Cat	243.288
2	43	Dennis Buehn	AT-6D	Midnight Miss III	242.636
3	88	John Lohmar	SNJ-5	Radial Velocity	239.083
4	89	Lee Oman	AT-6	Baby Boomer	232.319
5	14	Chris Rushing	AT-6B	Baron's Revenge	228.904
DNS	37	John Zayac	SNJ-5	McDonald Racer	

2012 T-6 Bronze

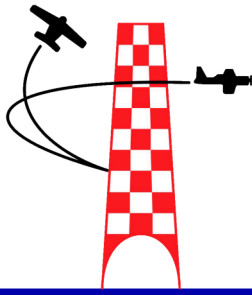
Place	Race #	Pilot	AC Type	AC Name	Speed
1	42	Rob Sandberg	SNJ-4	Honest Entry	211.893
2	73	Ralph Rina	T-6G	Strip Teeze	208.095
3	54	Michael Pflieger	T-6G	Midlife Madness	189.983
4	69	Lee Oman	AT-6D	Eros	189.685
5	59	Nathan Harnagel	T-6D	Dulcinea	187.953
DNS	90	Gene McNeely	T-6G	Undecided	

2012 T-6 Silver

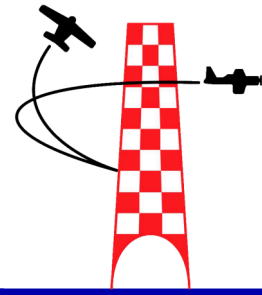
Place	Race #	Pilot	AC Type	AC Name	Speed
1	5	Joey "Gordo" Sanders	SNJ-4	Big Red	228.151
2	90	Greg McNeely	T-6G	Undecided	223.360
3	66	Vic McMann	AT-6A	Gunslinger	220.100
4	50	John Krawczyk	AT-6C	Abracadabra	220.013
5	64	Keith McMann	Harvard Mk. IV	Red Knight	213.392
6	33	Terry Adams	AT-6C	Midnight Rendezvous	213.102

2012 T-6 Gold

Place	Race #	Pilot	AC Type	AC Name	Speed
1	6	Nick Macy	T-6G	Six-Cat	247.317
2	43	Dennis Buehn	AT-6D	Midnight Miss III	244.948
3	88	John Lohmar	SNJ-5	Radial Velocity	243.887
4	89	Lee Oman	AT-6	Baby Boomer	235.156
5	14	Chris Rushing	AT-6B	Baron's Revenge	234.475
6	5	Joey "Gordo" Sanders	SNJ-4	Big Red	223.614



2012 Reno Air Races Jet Racing Reports



2012 Jet Qualifying

Place	Race #	Pilot	AC Type	AC Name	Speed
1	5	Rick Vandam	L-39 Albatros	American Spirit	504.658
2	8	Phil Fogg	L-39	Fast Company	500.450
3	36	Robert Pezold	L-39	Double Delite	462.464
4	58	Jeff Turney	L-39	Drakon	444.617
5	66	Mark Pracy	L-39	Blank Czech	426.383
6	17	Scott Krause	TS-11 Iskra	Predator	420.755
7	777	Larry Lee	L-39C	Triple Seven	419.726
8	54	Curt Brown	L-39C	Robin 1	419.021
9	1	Lachie Onslow	TS-11 Iskra	Hot Section	411.172
10	7	Larry Labriola	L-39C	Sarance	403.232
11	99	Darryl Christen	L-39C	Miss Mona	390.510
12	55	Lee Behel	L-29 Delfin	Spirit of Freedom	381.761
13	6	Joe Gano	L-29 Delfin	Sluggo	381.127
14	707	Pete Zaccagnino	L-29 Delfin	Flying for Liberty	375.829
DNQ	25	Cliff Magee	L-39	Violated	

2012 Jet Heat 1B

Place	Race #	Pilot	AC Type	AC Name	Speed
1	1	Lachie Onslow	TS-11 Iskra	Hot Section	417.454
2	6	Joe Gano	L-29 Delfin	Sluggo	383.809
3	707	Pete Zaccagnino	L-29 Delfin	Flying for Liberty	366.655
DQ	99	Darryl Christen	L-39C	Miss Mona	
DQ	7	Larry Labriola	L-39C	Sarance	
DQ	55	Mike Steiger	L-29 Delfin	Spirit of Freedom	

2012 Jet Heat 1A

Place	Race #	Pilot	AC Type	AC Name	Speed
1	36	Robert Pezold	L-39	Double Delite	440.342
2	58	Jeff Turney	L-39	Drakon	424.406
3	777	Larry Lee	L-39C	Triple Seven	420.134
4	17	Scott Krause	TS-11 Iskra	Predator	411.666
5	66	Mark Pracy	L-39	Blank Czech	411.142
6	54	Curt Brown	L-39C	Robin 1	409.233

2012 Jet Heat 2B

Place	Race #	Pilot	AC Type	AC Name	Speed
1	66	Mark Pracy	L-39	Blank Czech	415.494
2	1	Lachie Onslow	TS-11 Iskra	Hot Section	413.332
3	6	Joe Gano	L-29 Delfin	Sluggo	393.015
4	707	Pete Zaccagnino	L-29 Delfin	Flying for Liberty	378.065
5	99	Darryl Christen	L-39C	Miss Mona	377.773
6	7	Larry Labriola	L-39C	Sarance	372.918
7	55	Mike Steiger	L-29 Delfin	Spirit of Freedom	361.880

2012 Jet Heat 2A

Place	Race #	Pilot	AC Type	AC Name	Speed
1	5	Rick Vandam	L-39 Albatros	American Spirit	482.999
2	8	Phil Fogg	L-39	Fast Company	465.949
3	58	Mike Mangold	L-39	Drakon	426.017
4	777	Larry Lee	L-39C	Triple Seven	416.037
5	36	Robert Pezold	L-39	Double Delite	413.477
6	1	Lachie Onslow	TS-11 Iskra	Hot Section	398.160
7	17	Scott Krause	TS-11 Iskra	Predator	395.630

2012 Jet Heat 3B

Place	Race #	Pilot	AC Type	AC Name	Speed
1	17	Scott Krause	TS-11 Iskra	Predator	405.958
2	7	Larry Labriola	L-39C	Sarance	397.057
3	6	Joe Gano	L-29 Delfin	Sluggo	379.741
4	707	Pete Zaccagnino	L-29 Delfin	Flying for Liberty	375.280
5	99	Darryl Christen	L-39C	Miss Mona	375.167
6	55	Lee Behel	L-29 Delfin	Spirit of Freedom	375.055
DNS	54	Curt Brown	L-39C	Robin 1	

2012 Jet Heat 3A

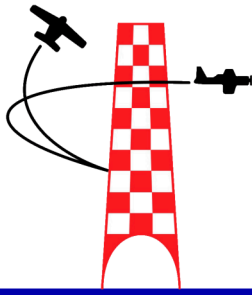
Place	Race #	Pilot	AC Type	AC Name	Speed
1	5	Rick Vandam	L-39 Albatros	American Spirit	480.956
2	8	Phil Fogg	L-39	Fast Company	463.111
3	58	Jeff Turney	L-39	Drakon	427.457
4	777	Larry Lee	L-39C	Triple Seven	409.193
5	1	Lachie Onslow	TS-11 Iskra	Hot Section	395.271
6	66	Mark Pracy	L-39	Blank Czech	387.565
DQ	36	Robert Pezold	L-39	Double Delite	

2012 Jet Silver

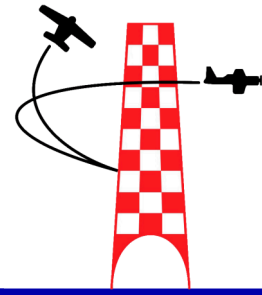
Place	Race #	Pilot	AC Type	AC Name	Speed
Bump	66	Mark Pracy	L-39	Blank Czech	427.634
1	36	Cliff Magee	L-39	Double Delite	426.930
2	54	Mike Mangold	L-39C	Robin 1	401.706
3	6	Joe Gano	L-29 Delfin	Sluggo	386.755
4	55	Lee Behel	L-29 Delfin	Spirit of Freedom	383.410
5	99	Darryl Christen	L-39C	Miss Mona	383.046
6	707	Pete Zaccagnino	L-29 Delfin	Flying for Liberty	374.332

2012 Jet Gold

Place	Race #	Pilot	AC Type	AC Name	Speed
1	5	Rick Vandam	L-39 Albatros	American Spirit	490.629
2	8	Phil Fogg	L-39	Fast Company	489.954
3	58	Jeff Turney	L-39	Drakon	440.639
4	777	Larry Lee	L-39C	Triple Seven	427.178
5	17	Scott Krause	TS-11 Iskra	Predator	426.035
6	1	Lachie Onslow	TS-11 Iskra	Hot Section	413.248
7	66	Mark Pracy	L-39	Blank Czech	413.153
8	7	Larry Labriola	L-39C	Sarance	385.633



2012 Reno Air Races Unlimited Racing Reports



2012 Unlimited Qualifying

Place	Race #	Pilot	AC Type	AC Name	Speed
1	7	Steven Hinton	P-51D Mustang	Strega	493.299
2	77	Stewart Dawson	F8F-2 Bearcat	Rare Bear	490.002
3	15	Matt Jackson	MK 11 Sea Fury	Furias	467.287
4	38	Thom Richard	P-51XR Mustang	Precious Metal	463.301
5	8	Dennis Sanders	TMK 20 Sea Fury	Dreadnought	439.566
6	71	Curt Brown	FB 11 Sea Fury	Sawbones	424.175
7	11	Brent Hisey	P-51D Mustang	Miss America	414.061
8	232	Robert "Hoot" Gibson	FB 11 Sea Fury	September Fury	402.109
9	33	Will Whiteside	Yak 3U/R-2000	Steadfast	394.507
10	114	Korey Wells	MK 11 Sea Fury	Argonaut	394.198
11	924	Brian Sanders	TMK 20 Sea Fury		380.789
12	44	Brant Seghetti	P-51D Mustang	Sparky	353.822
13	12	Doug Matthews	P-51D Mustang	The Rebel	341.288
14	81	Rob Gordon	P-51D Mustang	Lady Jo	327.120
15	24	John Currenti	F4U-4 Corsair	Corsair	327.058
16	31	Dan Vance	P-51D Mustang	Speedball Alice	326.739
17	55	Rod Lewis	F7F-3 Tigercat	Here Kitty Kitty	317.090
18	0	Jim McKinstry	Yak-3 UPW	Rossiya Su'Ka	307.157
19	2	Brian Sanders	FM-2 Wildcat	Air Biscuit	304.776

2012 Unlimited Heat 1D

Place	Race #	Pilot	AC Type	AC Name	Speed
1	55	Rod Lewis	F7F-3 Tigercat	Here Kitty Kitty	354.600
2	24	John Currenti	F4U-4 Corsair	Corsair	312.256
3	31	Rob Gordon	P-51D Mustang	Speedball Alice	295.236
4	2	Brian Sanders	FM-2 Wildcat	Air Biscuit	277.787
DNF	0	Jim McKinstry	Yak-3 UPW	Rossiya Su'Ka	

2012 Unlimited Heat 1C

Place	Race #	Pilot	AC Type	AC Name	Speed
1	114	Korey Wells	MK 11 Sea Fury	Argonaut	356.411
2	924	Brian Sanders	TMK 20 Sea Fury		356.316
3	12	Doug Matthews	P-51D Mustang	The Rebel	326.538
4	44	Brant Seghetti	P-51D Mustang	Sparky	308.611
5	81	Dan Vance	P-51D Mustang	Lady Jo	303.573

2012 Unlimited Heat 1B

Place	Race #	Pilot	AC Type	AC Name	Speed
1	8	Dennis Sanders	TMK 20 Sea Fury	Dreadnought	443.764
2	232	Robert "Hoot" Gibson	FB 11 Sea Fury	September Fury	443.033
3	71	Curt Brown	FB 11 Sea Fury	Sawbones	402.238
4	33	Will Whiteside	Yak 3U/R-2000	Steadfast	383.686
5	11	Brent Hisey	P-51D Mustang	Miss America	379.487

2012 Unlimited Heat 2C

Place	Race #	Pilot	AC Type	AC Name	Speed
1	12	Doug Matthews	P-51D Mustang	The Rebel	342.936
2	55	Rod Lewis	F7F-3 Tigercat	Here Kitty Kitty	342.868
3	44	Brant Seghetti	P-51D Mustang	Sparky	305.863
4	24	John Currenti	F4U-4 Corsair	Corsair	305.495
5	81	Dan Vance	P-51D Mustang	Lady Jo	305.431
6	31	Rob Gordon	P-51D Mustang	Speedball Alice	289.545

2012 Unlimited Heat 2B

Place	Race #	Pilot	AC Type	AC Name	Speed
1	11	Brent Hisey	P-51D Mustang	Miss America	402.854
2	71	Curt Brown	FB 11 Sea Fury	Sawbones	392.277
3	33	Will Whiteside	Yak 3U/R-2000	Steadfast	380.442
4	114	Korey Wells	MK 11 Sea Fury	Argonaut	379.330
5	924	Brian Sanders	TMK 20 Sea Fury		354.023

2012 Unlimited Heat 2A

Place	Race #	Pilot	AC Type	AC Name	Speed
1	7	Steven Hinton	P-51D Mustang	Strega	473.257
2	232	Robert "Hoot" Gibson	FB 11 Sea Fury	September Fury	450.943
3	77	Stewart Dawson	F8F-2 Bearcat	Rare Bear	435.822
4	38	Thom Richard	P-51XR Mustang	Precious Metal	420.700
5	8	Dennis Sanders	TMK 20 Sea Fury	Dreadnought	420.237

2012 Unlimited Heat 3C

Place	Race #	Pilot	AC Type	AC Name	Speed
1	55	Rod Lewis	F7F-3 Tigercat	Here Kitty Kitty	343.193
2	81	Dan Vance	P-51D Mustang	Lady Jo	323.815
3	44	Brant Seghetti	P-51D Mustang	Sparky	323.485
4	24	John Currenti	F4U-4 Corsair	Corsair	314.084
5	31	Rob Gordon	P-51D Mustang	Speedball Alice	302.128
6	2	Korey Wells	FM-2 Wildcat	Air Biscuit	288.511
DNS	0	Jim McKinstry	Yak-3 UPW	Rossiya Su'Ka	

2012 Unlimited Heat 3B

Place	Race #	Pilot	AC Type	AC Name	Speed
1	71	Curt Brown	FB 11 Sea Fury	Sawbones	402.338
2	33	Will Whiteside	Yak 3U/R-2000	Steadfast	384.343
3	114	Korey Wells	MK 11 Sea Fury	Argonaut	380.435
4	924	Brian Sanders	TMK 20 Sea Fury		355.506
5	12	Doug Matthews	P-51D Mustang	The Rebel	337.685

2012 Unlimited Heat 3A

Place	Race #	Pilot	AC Type	AC Name	Speed
1	7	Steven Hinton	P-51D Mustang	Strega	472.642
2	232	Robert "Hoot" Gibson	FB 11 Sea Fury	September Fury	450.406
3	77	Stewart Dawson	F8F-2 Bearcat	Rare Bear	436.013
4	38	Thom Richard	P-51XR Mustang	Precious Metal	425.216
5	8	Dennis Sanders	TMK 20 Sea Fury	Dreadnought	421.348
6	11	Brent Hisey	P-51D Mustang	Miss America	351.889

2012 Unlimited Bronze

Place	Race #	Pilot	AC Type	AC Name	Speed
Bump	81	Dan Vance	P-51D Mustang	Lady Jo	330.507
1	44	Brant Seghetti	P-51D Mustang	Sparky	330.253
2	24	John Currenti	F4U-4 Corsair	Corsair	316.618
3	31	Rob Gordon	P-51D Mustang	Speedball Alice	299.616
4	2	Korey Wells	FM-2 Wildcat	Air Biscuit	268.394

2012 Unlimited Silver

Place	Race #	Pilot	AC Type	AC Name	Speed
1	33	Will Whiteside	Yak 3U/R-2000	Steadfast	394.520
2	114	Korey Wells	MK 11 Sea Fury	Argonaut	391.907
3	924	Brian Sanders	TMK 20 Sea Fury		363.737
4	55	Stewart Dawson	F7F-3 Tigercat	Here Kitty Kitty	359.200
5	12	Doug Matthews	P-51D Mustang	The Rebel	345.418
6	81	Dan Vance	P-51D Mustang	Lady Jo	304.403

2012 Unlimited Gold

Place	Race #	Pilot	AC Type	AC Name	Speed
1	7	Steven Hinton	P-51D Mustang	Strega	477.523
2	232	Robert "Hoot" Gibson	FB 11 Sea Fury	September Fury	456.746
3	8	Dennis Sanders	TMK 20 Sea Fury	Dreadnought	417.246
4	71	Curt Brown	FB 11 Sea Fury	Sawbones	393.001
5	11	Brent Hisey	P-51D Mustang	Miss America	390.953
DNF	77	Stewart Dawson	F8F-2 Bearcat	Rare Bear	
DNF	38	Thom Richard	P-51XR Mustang	Precious Metal	
