


2011 Reno Air Races

Formula One Racing Reports



2011 Formula One Qualifying

Place	Race #	Pilot	AC Type	AC Name	Speed
1	11	Steve Senegal	Arnold AR-6	Endeavor	255.881
2	50	Vito Wypraechtiger	Cassutt III-M	Scarlet Screamer	238.486
3	54	Jim Jordan	Cassutt III-M	Miss Min	231.421
4	96	Doug Bodine	Cassutt III-M	Miss Demeanor	225.815
5	45	Jay Jones	Cassutt II-M	Quadnickel	224.775
6	36	Guillermo "Bill" Parodi	Cassutt III-M	N-A-Rush	210.632
7	20	Tom Watkins	Cassutt III-M	Pooder	199.136
8	69	Philip Goforth	Stratocaster	Knottygirl	195.595
9	15	Jay Jones	Cassutt III-M	Last Lap Player	175.105
10	592	Brian Reberry	Cassutt III-M	Little Tony the Tiger	158.646
DNQ	40	Stephen Partridge-Hicks	Jensen Slipknot	Miss USA	
DNQ	44	Holbrook Maslen	Wagner Formula 1	Judy	
DNQ	78	Larry Mashowski	Cassutt	Lime Lite	

2011 Formula One Heat 1B

Place	Race #	Pilot	AC Type	AC Name	Speed
1	40	Stephen Partridge-Hicks	Jensen Slipknot	Miss USA	209.545
2	15	Jay Jones	Cassutt III-M	Last Lap Player	160.523
3	592	Brian Reberry	Cassutt III-M	Little Tony the Tiger	143.118
DNF	44	Philip Goforth	Wagner Formula 1	Judy	
DNF	78	Larry Mashowski	Cassutt	Lime Lite	

2011 Formula One Heat 1A

Place	Race #	Pilot	AC Type	AC Name	Speed
1	11	Steve Senegal	Arnold AR-6	Endeavor	237.327
2	50	Vito Wypraechtger	Cassutt III-M	Scarlet Screamer	234.257
3	96	Doug Bodine	Cassutt III-M	Miss Demeanor	217.458
4	54	Jim Jordan	Cassutt III-M	Miss Min	216.538
5	45	Jay Jones	Cassutt II-M	Quadnickel	211.644
6	36	Guillermo "Bill" Parodi	Cassutt III-M	N-A-Rush	193.858
7	20	Tom Watkins	Cassutt III-M	Pooder	181.073
DNS	69	Philip Goforth	Stratocaster	Knottygirl	

2011 Formula One Heat 2B

Place	Race #	Pilot	AC Type	AC Name	Speed
1	15	Jay Jones	Cassutt III-M	Last Lap Player	156.629
2	592	Brian Reberry	Cassutt III-M	Little Tony the Tiger	151.476
3	36	Guillermo "Bill" Parodi	Cassutt III-M	N-A-Rush	150.626
4	96	Doug Bodine	Cassutt III-M	Miss Demeanor	150.564
DNF	44	Philip Goforth	Wagner Formula 1	Judy	
DNS	78	Larry Mashowski	Cassutt	Lime Lite	
DNS	69	Philip Goforth	Stratocaster	Knottygirl	

2011 Formula One Heat 2A

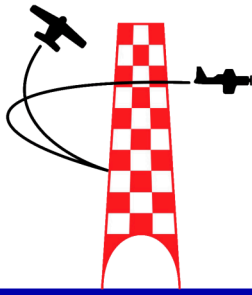
Place	Race #	Pilot	AC Type	AC Name	Speed
1	11	Steve Senegal	Arnold AR-6	Endeavor	252.874
2	50	Vito Wypraechtger	Cassutt III-M	Scarlet Screamer	241.902
3	96	Doug Bodine	Cassutt III-M	Miss Demeanor	224.583
4	45	Jay Jones	Cassutt II-M	Quadnickel	223.067
5	54	Jim Jordan	Cassutt III-M	Miss Min	222.222
6	40	Stephen Partridge-Hicks	Jensen Slipknot	Miss USA	212.375
7	36	Guillermo "Bill" Parodi	Cassutt III-M	N-A-Rush	203.106
8	20	Tom Watkins	Cassutt III-M	Pooder	192.971

2011 Formula One Heat 3B

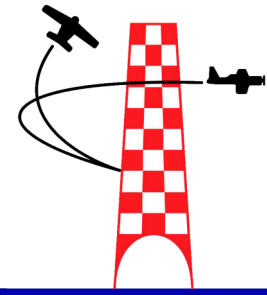
Place	Race #	Pilot	AC Type	AC Name	Speed
1	69	Philip Goforth	Stratocaster	Knottygirl	189.390
2	15	Jay Jones	Cassutt III-M	Last Lap Player	167.081
3	592	Brian Reberry	Cassutt III-M	Little Tony the Tiger	159.567
4	40	Stephen Partridge-Hicks	Jensen Slipknot	Miss USA	159.477
5	96	Doug Bodine	Cassutt III-M	Miss Demeanor	159.200
DNF	36	Guillermo "Bill" Parodi	Cassutt III-M	N-A-Rush	
DNS	44	Philip Goforth	Wagner Formula 1	Judy	
DNS	78	Larry Mashowski	Cassutt	Lime Lite	

2011 Formula One Heat 3A

Place	Race #	Pilot	AC Type	AC Name	Speed
1	11	Steve Senegal	Arnold AR-6	Endeavor	251.174
2	50	Vito Wypraechtger	Cassutt III-M	Scarlet Screamer	240.481
3	96	Doug Bodine	Cassutt III-M	Miss Demeanor	222.343
4	45	Jay Jones	Cassutt II-M	Quadnickel	219.128
5	54	Jim Jordan	Cassutt III-M	Miss Min	218.752
6	40	Stephen Partridge-Hicks	Jensen Slipknot	Miss USA	208.469
DNS	36	Guillermo "Bill" Parodi	Cassutt III-M	N-A-Rush	
DNS	20	Tom Watkins	Cassutt III-M	Pooder	



2011 Reno Air Races Biplane Racing Reports



2011 Biplane Qualifying

Place	Race #	Pilot	AC Type	AC Name	Speed
1	62	Tom Aberle	Modified Mong Sport	Phantom	245.075
2	27	Norman Way	Pitts S-1S	Magic	221.597
3	10	Mark Barber	Pitts S-1S	Son of Galloping Ghost	219.947
4	25	Karl Grove	Pitts S-1C	Drag Racer	210.365
5	7X	Kirk Murphy	Pitts S-1S	Lady Luck	197.392
6	3	Jake Stewart	Pitts S-LHN	Zipper II	196.544
7	31	Tony Higa	Pitts S-1S	Tango-Tango	193.504
8	11X	Dave Roelofs	Pitts S-1S	Purse Snatcher	190.862
9	711	Birch Entriken	Pitts S-1S	Joey	184.434
10	15	Chris Schaich	Pitts S-1C	Herrin	182.727
11	6	Robert Caster	Pitts S-1S	Miss Diane	181.598
12	17	Eric Zine	Pitts S-1S	Sunny Side Up	179.929
13	77	Richard Beardsley	Smith DSA-1 Miniplane	Rich's Brew	177.654
14	4	Marilyn Dash	Pitts S-1S	Ruby	175.335
15	80	Michael Stewart	Pitts S-1	Gone BiListic	173.555
16	38	Mark McKibben	Smith DSA-1 Miniplane	38 Special	167.673
17	42	Earl Allen	Pitts S-1S	The Other Woman	167.046
18	55	Aaron Burhoe	Pitts S-1S	Flutterbug	166.897
19	9	Doug Partl	Pitts S-1S	Quell Altra	164.866
20	86	Mark Barber	Pitts S-1C	Shortcut	163.698
21	99	Austin Priester	Pitts S1-SS Ultimate	Ground Rush	155.408

2011 Biplane Heat 1C

Place	Race #	Pilot	AC Type	AC Name	Speed
1	42	Earl Allen	Pitts S-1S	The Other Woman	170.385
2	86	Mark Barber	Pitts S-1C	Shortcut	169.687
3	55	Aaron Burhoe	Pitts S-1S	Flutterbug	167.404
4	9	Doug Partl	Pitts S-1S	Quell Altra	157.143
5	99	Austin Priester	Pitts S1-SS Ultimate	Ground Rush	147.789
6	25	Karl Grove	Pitts S-1C	Drag Racer	147.626
7	11X	Dave Roelofs	Pitts S-1S	Purse Snatcher	147.140
8	15	Chris Schaich	Pitts S-1C	Herrin	145.409

2011 Biplane Heat 1B

Place	Race #	Pilot	AC Type	AC Name	Speed
1	711	Birch Entriken	Pitts S-1S	Joey	190.393
2	15	Chris Schaich	Pitts S-1C	Herrin	180.801
3	6	Robert Caster	Pitts S-1S	Miss Diane	179.520
4	17	Eric Zine	Pitts S-1S	Sunny Side Up	179.098
5	77	Richard Beardsley	Smith DSA-1 Miniplane	Rich's Brew	169.010
6	4	Marilyn Dash	Pitts S-1S	Ruby	164.281
7	38	Mark McKibben	Smith DSA-1 Miniplane	38 Special	153.665
DNF	80	Michael Stewart	Pitts S-1	Gone BiListic	

2011 Biplane Heat 1A

Place	Race #	Pilot	AC Type	AC Name	Speed
1	62	Tom Aberle	Modified Mong Sport	Phantom	242.581
2	27	Norman Way	Pitts S-1S	Magic	213.316
3	25	Karl Grove	Pitts S-1C	Drag Racer	201.413
4	10	Mark Barber	Pitts S-1S	Son of Galloping Ghost	198.165
5	7X	Kirk Murphy	Pitts S-1S	Lady Luck	190.561
6	3	Jake Stewart	Pitts S-LHN	Zipper II	189.437
7	31	Tony Higa	Pitts S-1S	Tango-Tango	183.998
8	11X	Dave Roelofs	Pitts S-1S	Purse Snatcher	176.699

2011 Biplane Heat 2C

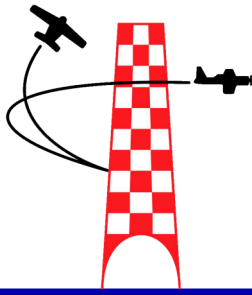
Place	Race #	Pilot	AC Type	AC Name	Speed
1	86	Mark Barber	Pitts S-1C	Shortcut	175.631
2	42	Earl Allen	Pitts S-1S	The Other Woman	168.923
3	55	Aaron Burhoe	Pitts S-1S	Flutterbug	165.092
4	9	Doug Partl	Pitts S-1S	Quell Altra	161.991
5	99	Austin Priester	Pitts S1-SS Ultimate	Ground Rush	153.389
6	6	Jeffrey Lo	Pitts S-1S	Miss Diane	152.498
7	15	Chris Schaich	Pitts S-1C	Herrin	151.461
8	77	Richard Beardsley	Smith DSA-1 Miniplane	Rich's Brew	149.009

2011 Biplane Heat 2B

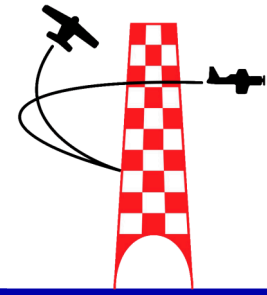
Place	Race #	Pilot	AC Type	AC Name	Speed
1	711	Birch Entriken	Pitts S-1S	Joey	187.924
2	17	Eric Zine	Pitts S-1S	Sunny Side Up	181.497
3	15	Chris Schaich	Pitts S-1C	Herrin	181.130
4	6	Robert Caster	Pitts S-1S	Miss Diane	179.121
5	77	Richard Beardsley	Smith DSA-1 Miniplane	Rich's Brew	169.590
6	4	Marilyn Dash	Pitts S-1S	Ruby	168.338
7	80	Michael Stewart	Pitts S-1	Gone BiListic	160.263
8	38	Mark McKibben	Smith DSA-1 Miniplane	38 Special	152.581

2011 Biplane Heat 2A

Place	Race #	Pilot	AC Type	AC Name	Speed
1	62	Tom Aberle	Modified Mong Sport	Phantom	244.302
2	27	Norman Way	Pitts S-1S	Magic	212.319
3	10	Mark Barber	Pitts S-1S	Son of Galloping Ghost	207.638
4	25	Karl Grove	Pitts S-1C	Drag Racer	205.678
5	7X	Kirk Murphy	Pitts S-1S	Lady Luck	190.053
6	3	Jake Stewart	Pitts S-LHN	Zipper II	188.860
7	31	Tony Higa	Pitts S-1S	Tango-Tango	181.723
8	11X	Dave Roelofs	Pitts S-1S	Purse Snatcher	177.560



2011 Reno Air Races Sport Racing Reports



2011 Sport Qualifying

Place	Race #	Pilot	AC Type	AC Name	Speed
1	39	Jeff LaVelle	Super Glasair III		396.730
2	71	Mike Dacey	Questair Venture	Bad Intentions	372.375
3	352	John Parker	Thunder Mustang	Blue Thunder II	370.253
4	8	Dave Sterling	Lancair Legacy		352.449
5	47	Gary Mead	Glasair III	Luckymojo	332.302
6	42	Kevin Eldredge	NXT	Relentless	329.160
7	5	Lee Behel	Lancair Legacy	Breathless	326.915
8	41	Scott Nelson	Thunder Mustang		308.998
9	2	Vince Walker	Lancair Legacy	Modo Mio	306.535
10	66	Ernie Sutter	Lancair Legacy	Jus Pass'n Thru	294.544
11	142	Bob Jeffrey	Lancair Legacy	Pink Panther	280.467
12	36	Bob Wolstenholme	Lancair Legacy	Blast From The Past	277.913
13	13	Vicky Benzing	Glasair SH-3R	Cruse Missile	275.339
14	28	Pete Zaccagnino	Lancair Legacy	High Perf. Aircraft	269.183
15	12	Mark Frederick	F1 Rocket	El Toro	256.449
16	22	Rick Vandam	Glasair II-S	Green Streak	252.376
17	95	Jeff Ackland	Radial Rocket	Radial Rocket	250.881
18	100	Christophe Delbos	NXT	Big Frog	250.113
19	122	Greg Nelson	F1 Rocket	Xray	248.706
20	43	Bob Mills	RV-6	Rocket Six	242.908
21	24	David Leonard	RV-6	Dog House	229.376
22	54	Steve Senegal	RV-8	Navy 8	227.443
23	7	Richard Ogg	Glasair I	Plastic Piglet	218.900

2011 Sport Heat 1C

Place	Race #	Pilot	AC Type	AC Name	Speed
1	100	Christophe Delbos	NXT	Big Frog	259.264
2	122	Greg Nelson	F1 Rocket	Xray	248.817
3	95	Jeff Ackland	Radial Rocket	Radial Rocket	245.767
4	43	Bob Mills	RV-6	Rocket Six	244.817
5	54	Steve Senegal	RV-8	Navy 8	226.285
6	24	David Leonard	RV-6	Dog House	223.756
7	7	Richard Ogg	Glasair I	Plastic Piglet	221.174

2011 Sport Heat 1B

Place	Race #	Pilot	AC Type	AC Name	Speed
1	2	Vince Walker	Lancair Legacy	Modo Mio	298.198
2	66	Ernie Sutter	Lancair Legacy	Jus Pass'n Thru	285.748
3	36	Bob Wolstenholme	Lancair Legacy	Blast From The Past	271.960
4	142	Bob Jeffrey	Lancair Legacy	Pink Panther	269.447
5	13	Vicky Benzing	Glasair SH-3R	Cruse Missile	269.161
6	28	Pete Zaccagnino	Lancair Legacy	High Perf. Aircraft	265.148
7	12	Mark Frederick	F1 Rocket	El Toro	251.952
8	22	Rick Vandam	Glasair II-S	Green Streak	246.735

2011 Sport Heat 2C

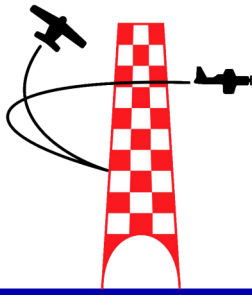
Place	Race #	Pilot	AC Type	AC Name	Speed
1	22	Rick Vandam	Glasair II-S	Green Streak	245.199
2	43	Bob Mills	RV-6	Rocket Six	241.536
3	54	Steve Senegal	RV-8	Navy 8	223.881
4	7	Richard Ogg	Glasair I	Plastic Piglet	218.840
5	24	David Leonard	RV-6	Dog House	216.015
DNF	95	Jeff Ackland	Radial Rocket	Radial Rocket	
DQ	122	Greg Nelson	F1 Rocket	Xray	

2011 Sport Heat 2B

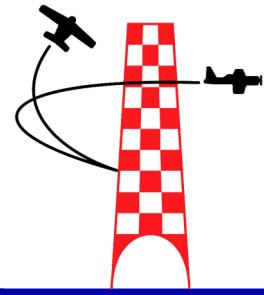
Place	Race #	Pilot	AC Type	AC Name	Speed
1	66	Ernie Sutter	Lancair Legacy	Jus Pass'n Thru	295.013
2	36	Bob Wolstenholme	Lancair Legacy	Blast From The Past	290.013
3	142	Bob Jeffrey	Lancair Legacy	Pink Panther	289.704
4	13	Vicky Benzing	Glasair SH-3R	Cruse Missile	280.245
5	28	Pete Zaccagnino	Lancair Legacy	High Perf. Aircraft	274.617
6	12	Mark Frederick	F1 Rocket	El Toro	259.255
7	43	Bob Mills	RV-6	Rocket Six	235.780
DNS	100	Christophe Delbos	NXT	Big Frog	

2011 Sport Heat 2A

Place	Race #	Pilot	AC Type	AC Name	Speed
1	352	John Parker	Thunder Mustang	Blue Thunder II	359.876
2	8	Dave Sterling	Lancair Legacy		348.334
3	5	Lee Behel	Lancair Legacy	Breathless	322.057
4	42	Kevin Eldredge	NXT	Relentless	322.036
5	41	Scott Nelson	Thunder Mustang		306.447
6	2	Vince Walker	Lancair Legacy	Modo Mio	304.052
DNF	47	Gary Mead	Glasair III	Luckymojo	
DNF	39	Jeff LaVelle	Super Glasair III		



2011 Reno Air Races T-6 Racing Reports



2011 T-6 Qualifying

Place	Race #	Pilot	AC Type	AC Name	Speed
1	37	John Zayac	SNJ-5	McDonald Racer	240.248
2	43	Dennis Buehn	AT-6D	Midnight Miss III	239.989
3	6	Nick Macy	T-6G	Six-Cat	238.786
4	88	John Lohmar	SNJ-5	Radial Velocity	238.182
5	89	Lee Oman	AT-6	Baby Boomer	234.289
6	90	Gene McNeely	T-6G	Undecided	227.791
7	22	Duane "Chip" Woods	SNJ-6	Tin Lizzie	225.083
8	50	John Krawczyk	AT-6C	Abracadabra	224.684
9	8	Ken Gottschall	SNJ-6	Grace 8	223.673
10	66	Vic McMann	AT-6A	Gunslinger	222.650
11	5	Joey "Gordo" Sanders	SNJ-4	Big Red	222.332
12	33	Rick Siegfried	AT-6C	Midnight Rendezvous	221.970
13	42	Chris Rushing	SNJ-4	Honest Entry	220.796
14	94	Michael Gillian	SNJ-4	Midnight Express	215.817
15	30	Jim Eberhardt	T-6G	Archimedes	207.202
16	69	Lee Oman	AT-6D	Eros	205.635
17	54	Michael Pfleger	T-6G	Midlife Madness	201.314
DNQ	73	Ralph Rina	T-6G	Strip Teeze	

2011 T-6 Heat 1C

Place	Race #	Pilot	AC Type	AC Name	Speed
1	42	Chris Rushing	SNJ-4	Honest Entry	218.001
2	94	Michael Gillian	SNJ-4	Midnight Express	214.454
3	54	Michael Pflieger	T-6G	Midlife Madness	198.365
4	69	Lee Oman	AT-6D	Eros	198.264
5	5	Joey "Gordo" Sanders	SNJ-4	Big Red	197.037
6	50	John Krawczyk	AT-6C	Abracadabra	196.981

2011 T-6 Heat 1B

Place	Race #	Pilot	AC Type	AC Name	Speed
1	22	Duane "Chip" Woods	SNJ-6	Tin Lizzie	231.587
2	50	John Krawczyk	AT-6C	Abracadabra	228.770
3	66	Vic McMann	AT-6A	Gunslinger	227.891
4	5	Joey "Gordo" Sanders	SNJ-4	Big Red	227.106
5	33	Rick Siegfried	AT-6C	Midnight Rendezvous	221.013
6	8	Ken Gottschall	SNJ-6	Grace 8	212.272

2011 T-6 Heat 1A

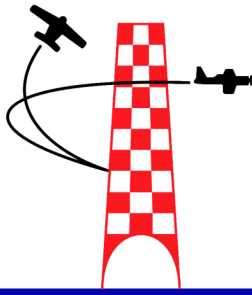
Place	Race #	Pilot	AC Type	AC Name	Speed
1	43	Dennis Buehn	AT-6D	Midnight Miss III	235.289
2	6	Nick Macy	T-6G	Six-Cat	231.382
3	37	John Zayac	SNJ-5	McDonald Racer	230.712
4	88	John Lohmar	SNJ-5	Radial Velocity	226.682
5	89	Lee Oman	AT-6	Baby Boomer	223.852
6	90	Gene McNeely	T-6G	Undecided	217.452

2011 T-6 Heat 2C

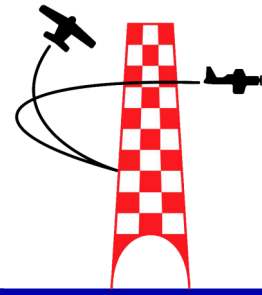
Place	Race #	Pilot	AC Type	AC Name	Speed
1	42	Chris Rushing	SNJ-4	Honest Entry	217.130
2	94	Michael Gillian	SNJ-4	Midnight Express	210.749
3	30	Jim Eberhardt	T-6G	Archimedes	201.519
4	54	Michael Pflieger	T-6G	Midlife Madness	198.506
5	69	Adrianus "Ott" Clermont	AT-6D	Eros	198.216
6	50	John Krawczyk	AT-6C	Abracadabra	197.947

2011 T-6 Heat 2B

Place	Race #	Pilot	AC Type	AC Name	Speed
1	22	Duane "Chip" Woods	SNJ-6	Tin Lizzie	227.754
2	50	John Krawczyk	AT-6C	Abracadabra	224.668
3	66	Vic McMann	AT-6A	Gunslinger	224.126
4	5	Joey "Gordo" Sanders	SNJ-4	Big Red	220.428
5	33	Rick Siegfried	AT-6C	Midnight Rendezvous	219.928
6	8	Ken Gottschall	SNJ-6	Grace 8	219.675



2011 Reno Air Races Jet Racing Reports



2011 Jet Qualifying

Place	Race #	Pilot	AC Type	AC Name	Speed
1	79	Mike Mangold	L-29 Delfin	Blue Tones	538.680
2	5	Lee Behel	L-39 Albatros	American Spirit	513.187
3	67	Pierre Wildman	DH115 Vampire	Vampire	504.936
4	8	Phil Fogg	L-39	Fast Company	485.188
5	36	Robert Pezold	L-39	Double Delite	457.943
6	58	Jeff Turney	L-39	Drakon	440.894
7	66	Mark Pracy	L-39	Blank Czech	434.808
8	54	Curt Brown	L-39C	Robin 1	433.479
9	17	Scott Krause	TS-11 Iskra	Predator	423.550
10	32	John Kokshoorn	L-29 Delfin		415.397
11	1	Lachie Onslow	TS-11 Iskra	Hot Section	411.613
12	99	Darryl Christen	L-39C	Miss Mona	402.698
13	55	Lee Behel	L-29 Delfin	Spirit of Freedom	391.876
14	21	Heather Penney	L-29 Delfin	Raju II	378.509
15	707	Pete Zaccagnino	L-29 Delfin	Renegade	364.270
16	25	Cliff Magee	L-39	Violated	313.941

2011 Jet Heat 1B

Place	Race #	Pilot	AC Type	AC Name	Speed
1	1	Lachie Onslow	TS-11 Iskra	Hot Section	419.074
2	17	Scott Krause	TS-11 Iskra	Predator	405.231
3	55	Lee Behel	L-29 Delfin	Spirit of Freedom	392.414
4	32	John Kokshoorn	L-29 Delfin		392.355
5	99	Darryl Christen	L-39C	Miss Mona	392.048
6	25	Cliff Magee	L-39	Violated	391.585
7	21	Heather Penney	L-29 Delfin	Raju II	381.789
8	707	Pete Zaccagnino	L-29 Delfin	Renegade	367.671

2011 Jet Heat 1A

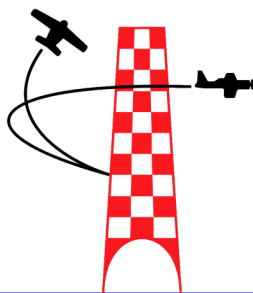
Place	Race #	Pilot	AC Type	AC Name	Speed
1	79	Mike Mangold	L-29 Delfin	Blue Tones	497.641
2	5	Rick Vandam	L-39 Albatros	American Spirit	486.578
3	8	Phil Fogg	L-39	Fast Company	475.811
4	67	Pierre Wildman	DH115 Vampire	Vampire	447.905
5	58	Jeff Turney	L-39	Drakon	419.884
6	36	Robert Pezold	L-39	Double Delite	417.884
7	66	Mark Pracy	L-39	Blank Czech	414.877
8	54	Curt Brown	L-39C	Robin 1	405.373

2011 Jet Heat 2B

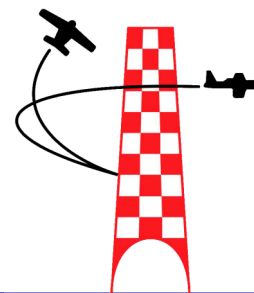
Place	Race #	Pilot	AC Type	AC Name	Speed
1	54	Curt Brown	L-39C	Robin 1	424.826
2	17	Scott Krause	TS-11 Iskra	Predator	424.395
3	25	Cliff Magee	L-39	Violated	401.688
4	32	John Kokshoorn	L-29 Delfin		396.420
5	99	Darryl Christen	L-39C	Miss Mona	395.568
6	55	Craig Sherman	L-29 Delfin	Spirit of Freedom	384.494
7	21	Heather Penney	L-29 Delfin	Raju II	383.912
DNF	707	Pete Zaccagnino	L-29 Delfin	Renegade	

2011 Jet Heat 2A

Place	Race #	Pilot	AC Type	AC Name	Speed
1	5	Rick Vandam	L-39 Albatros	American Spirit	482.370
2	8	Phil Fogg	L-39	Fast Company	482.349
3	67	Pierre Wildman	DH115 Vampire	Vampire	458.721
4	79	Mike Mangold	L-29 Delfin	Blue Tones	457.681
5	36	Robert Pezold	L-39	Double Delite	432.436
6	1	Lachie Onslow	TS-11 Iskra	Hot Section	415.460
7	66	Mark Pracy	L-39	Blank Czech	404.132
DNS	58	Jeff Turney	L-39	Drakon	



2011 Reno Air Races Unlimited Racing Reports



2011 Unlimited Qualifying

Place	Race #	Pilot	AC Type	AC Name	Speed
1	7	Steven Hinton	P-51D Mustang	Strega	499.160
2	5	Will Whiteside	F-51D Mustang	Voodoo	485.184
3	77	Stewart Dawson	F8F-2 Bearcat	Rare Bear	479.430
4	232	Robert "Hoot" Gibson	FB 11 Sea Fury	September Fury	467.054
5	177	Jimmy Leeward	P-51D Mustang	Galloping Ghost	465.807
6	15	Matt Jackson	MK 11 Sea Fury	Furias	462.190
7	8	Dennis Sanders	TMK 20 Sea Fury	Dreadnought	443.210
8	71	Dan Vance	FB 11 Sea Fury	Sawbones	423.796
9	11	Brent Hisey	P-51D Mustang	Miss America	414.923
10	114	Mark Watt	MK 11 Sea Fury	Argonaut	402.774
11	33	Will Whiteside	Yak 3U/R-2000	Steadfast	400.452
12	38	Thom Richard	P-51XR Mustang	Precious Metal	399.178
13	22	Bill Eberhardt	P-51D Mustang	Merlin's Magic	383.385
14	74	Robert Odegaard	F2G Corsair	Super Corsair	380.664
15	1	Rod Lewis	F7F-3 Tigercat	La Patrona	377.639
16	19	John-Curtiss Paul	P-51C Mustang	Boise Bee	375.096
17	44	Brant Seghetti	P-51D Mustang	Sparky	367.491
18	12	Doug Matthews	P-51D Mustang	The Rebel	353.293
19	31	Rob Gordon	P-51D Mustang	Speedball Alice	348.268
20	18	John Maloney	P-40E Kittyhawk	Sneak Attack	345.714
21	81	Robbie Patterson	P-51D Mustang	Lady Jo	344.916
22	4	Dave Morss	P-51A Mustang	Polar Bear	343.741
23	14	John Maloney	FW-190A-9	What Da Fockewulf	332.620
24	17	Jim Thomas	P-40N Warhawk	Parrothead	330.689
25	24	John Currenti	F4U-4 Corsair		322.799
26	66	Dave Morss	T-28B Trojan	The Bear	307.187
27	0	Jim McKinstry	Yak-3 UPW	Rossiya Su'Ka	306.855
28	2	Brian Sanders	FM-2 Wildcat	Air Biscuit	304.146
DNQ	16	Chuck Greenhill	F-51D Mustang	Lou IV	
DNQ	52	Nelson Ezell	F8F-2 Bearcat	Blue Angel # 1	

2011 Unlimited Heat 1D

Place	Race #	Pilot	AC Type	AC Name	Speed
1	4	Dave Morss	P-51A Mustang	Polar Bear	331.240
2	24	John Currenti	F4U-4 Corsair		312.176
3	0	Jim McKinstry	Yak-3 UPW	Rossiya Su'Ka	294.159
4	14	John Maloney	FW-190A-9	What Da Fockewulf	285.443
5	2	Brian Sanders	FM-2 Wildcat	Air Biscuit	280.695
DNS	17	Jim Thomas	P-40N Warhawk	Parrothead	
DNS	66	Dave Morss	T-28B Trojan	The Bear	

2011 Unlimited Heat 1C

Place	Race #	Pilot	AC Type	AC Name	Speed
1	19	John-Curtiss Paul	P-51C Mustang	Boise Bee	351.354
2	44	Brant Seghetti	P-51D Mustang	Sparky	323.644
3	12	Doug Matthews	P-51D Mustang	The Rebel	321.304
4	81	Robbie Patterson	P-51D Mustang	Lady Jo	312.762
5	31	Rob Gordon	P-51D Mustang	Speedball Alice	312.758
6	18	John Maloney	P-40E Kittyhawk	Sneak Attack	310.057
DNF	1	Rod Lewis	F7F-3 Tigercat	La Patrona	

2011 Unlimited Heat 1B

Place	Race #	Pilot	AC Type	AC Name	Speed
1	71	Dan Vance	FB 11 Sea Fury	Sawbones	395.255
2	11	Brent Hisey	P-51D Mustang	Miss America	390.690
3	114	Mark Watt	MK 11 Sea Fury	Argonaut	381.038
4	74	Robert Odegaard	F2G Corsair	Super Corsair	380.091
5	38	Thom Richard	P-51XR Mustang	Precious Metal	377.466
6	33	Will Whiteside	Yak 3U/R-2000	Steadfast	377.297
7	22	Bill Eberhardt	P-51D Mustang	Merlin's Magic	336.412

2011 Unlimited Heat 2C

Place	Race #	Pilot	AC Type	AC Name	Speed
1	1	Rod Lewis	F7F-3 Tigercat	La Patrona	369.374
2	12	Doug Matthews	P-51D Mustang	The Rebel	352.503
3	44	Dan Martin	P-51D Mustang	Sparky	345.448
4	18	John-Curtiss Paul	P-40E Kittyhawk	Sneak Attack	340.504
5	4	Dave Morss	P-51A Mustang	Polar Bear	337.104
6	81	Robbie Patterson	P-51D Mustang	Lady Jo	333.260
7	31	Rob Gordon	P-51D Mustang	Speedball Alice	327.784

2011 Unlimited Heat 2B

Place	Race #	Pilot	AC Type	AC Name	Speed
1	11	Brent Hisey	P-51D Mustang	Miss America	402.797
2	114	Korey Wells	MK 11 Sea Fury	Argonaut	398.761
3	74	Robert Odegaard	F2G Corsair	Super Corsair	398.654
4	33	John Maloney	Yak 3U/R-2000	Steadfast	382.178
5	22	Bill Eberhardt	P-51D Mustang	Merlin's Magic	367.417
6	19	John-Curtiss Paul	P-51C Mustang	Boise Bee	362.414
DNF	38	Thom Richard	P-51XR Mustang	Precious Metal	
