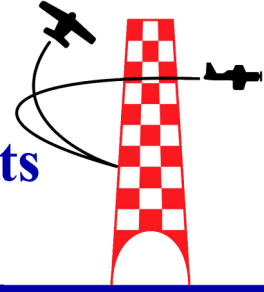


# 2010 Reno Air Races Formula One Racing Reports



---

## 2010 Formula One Qualifying

Place	Race #	Pilot	AC Type	AC Name	Speed
1	11	Steve Senegal	Arnold AR-6	Endeavor	256.620
2	1	Philip Goforth	Cassutt III-M	Invictus	243.491
3	50	Vito Wypraechtger	Cassutt III-M	Scarlet Screamer	242.043
4	12	Lachie Onslow	Cassutt III-M	Outrageous	237.160
5	54	Jim Jordan	Cassutt III-M	Miss Min	236.793
6	87	Steve Temple	GR-7 Panther	Madness	233.726
7	44	Holbrook Maslen	Wagner Formula 1	Judy	232.919
8	45	Jay Jones	Cassutt II-M	Quadnickel	230.422
9	96	Doug Bodine	Cassutt III-M	Miss Demeanor	230.038
10	40	Gary Davis	Jensen Slipknot	Miss USA	221.791
11	75	Philip Goforth	Stratocaster	Knotty Girl Tribute	204.933
12	66	Dan Peters	Cassutt III-M	Route 66	188.337
13	20	Tom Watkins	Cassutt III-M	Pooder	178.574

---

---

## 2010 Formula One Heat 1C

Place	Race #	Pilot	AC Type	AC Name	Speed
1	11	Steve Senegal	Arnold AR-6	Endeavor	245.342
2	54	Jim Jordan	Cassutt III-M	Miss Min	217.843
3	40	Gary Davis	Jensen Slipknot	Miss USA	209.241
4	45	Jay Jones	Cassutt II-M	Quadnickel	201.418
5	96	Doug Bodine	Cassutt III-M	Miss Demeanor	190.788
6	75	Philip Goforth	Stratocaster	Knotty Girl Tribute	189.802
7	66	Dan Peters	Cassutt III-M	Route 66	171.288
8	20	Dave Roelofs	Cassutt III-M	Pooder	163.988

---

## 2010 Formula One Heat 1B

Place	Race #	Pilot	AC Type	AC Name	Speed
1	96	Doug Bodine	Cassutt III-M	Miss Demeanor	232.114
2	40	Gary Davis	Jensen Slipknot	Miss USA	224.805
3	75	Philip Goforth	Stratocaster	Knotty Girl Tribute	208.832
4	66	Dan Peters	Cassutt III-M	Route 66	184.519
5	20	Tom Watkins	Cassutt III-M	Pooder	177.159
DNF	11	Steve Senegal	Arnold AR-6	Endeavor	
DNF	50	Vito Wypraechtger	Cassutt III-M	Scarlet Screamer	

---

## 2010 Formula One Heat 1A

Place	Race #	Pilot	AC Type	AC Name	Speed
1	11	Steve Senegal	Arnold AR-6	Endeavor	251.782
2	1	Philip Goforth	Cassutt III-M	Invictus	236.211
3	50	Vito Wypraechtger	Cassutt III-M	Scarlet Screamer	235.648
4	45	Jay Jones	Cassutt II-M	Quadnickel	221.877
5	54	Jim Jordan	Cassutt III-M	Miss Min	221.171
6	12	Lachie Onslow	Cassutt III-M	Outrageous	221.009
7	44	Holbrook Maslen	Wagner Formula 1	Judy	218.195
8	87	Steve Temple	GR-7 Panther	Madness	215.792

---

---

## 2010 Formula One Heat 2C

Place	Race #	Pilot	AC Type	AC Name	Speed
1	54	Jim Jordan	Cassutt III-M	Miss Min	229.508
2	45	Jay Jones	Cassutt II-M	Quadnickel	226.288
3	87	Steve Temple	GR-7 Panther	Madness	225.277
4	40	Gary Davis	Jensen Slipknot	Miss USA	217.743
5	75	Philip Goforth	Stratocaster	Knotty Girl Tribute	199.259
6	20	Dave Roelofs	Cassutt III-M	Pooder	183.480
7	66	Dan Peters	Cassutt III-M	Route 66	176.642
8	96	Doug Bodine	Cassutt III-M	Miss Demeanor	176.571

---

## 2010 Formula One Heat 2B

Place	Race #	Pilot	AC Type	AC Name	Speed
1	87	Steve Temple	GR-7 Panther	Madness	224.967
2	44	Holbrook Maslen	Wagner Formula 1	Judy	224.061
3	75	Philip Goforth	Stratocaster	Knotty Girl Tribute	194.186
4	66	Dan Peters	Cassutt III-M	Route 66	177.306
5	54	Jim Jordan	Cassutt III-M	Miss Min	162.769
6	96	Doug Bodine	Cassutt III-M	Miss Demeanor	162.090
7	40	Gary Davis	Jensen Slipknot	Miss USA	162.066
DNF	20	Tom Watkins	Cassutt III-M	Pooder	

---

## 2010 Formula One Heat 2A

Place	Race #	Pilot	AC Type	AC Name	Speed
1	11	Steve Senegal	Arnold AR-6	Endeavor	251.326
2	1	Philip Goforth	Cassutt III-M	Invictus	233.574
3	50	Vito Wypraechtger	Cassutt III-M	Scarlet Screamer	233.471
4	96	Doug Bodine	Cassutt III-M	Miss Demeanor	226.879
5	40	Gary Davis	Jensen Slipknot	Miss USA	217.254
6	45	Jay Jones	Cassutt II-M	Quadnickel	216.875
7	54	Jim Jordan	Cassutt III-M	Miss Min	216.395
8	12	Lachie Onslow	Cassutt III-M	Outrageous	215.894

---

---

## 2010 Formula One Bronze

Place	Race #	Pilot	AC Type	AC Name	Speed
1	11	Steve Senegal	Arnold AR-6	Endeavor	253.525
2	44	Holbrook Maslen	Wagner Formula 1	Judy	219.530
3	54	Jim Jordan	Cassutt III-M	Miss Min	218.322
4	45	Jay Jones	Cassutt II-M	Quadnickel	212.842
5	96	Doug Bodine	Cassutt III-M	Miss Demeanor	208.548
6	75	Philip Goforth	Stratocaster	Knotty Girl Tribute	192.809
7	20	Dave Roelofs	Cassutt III-M	Pooder	187.760
8	66	Dan Peters	Cassutt III-M	Route 66	175.490

---

## 2010 Formula One Silver

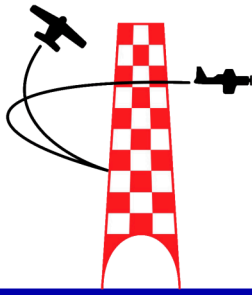
Place	Race #	Pilot	AC Type	AC Name	Speed
1	54	Jim Jordan	Cassutt III-M	Miss Min	228.296
2	12	Lachie Onslow	Cassutt III-M	Outrageous	228.101
3	75	Philip Goforth	Stratocaster	Knotty Girl Tribute	198.916
4	20	Tom Watkins	Cassutt III-M	Pooder	185.269
5	66	Dan Peters	Cassutt III-M	Route 66	180.728
6	45	Jay Jones	Cassutt II-M	Quadnickel	179.873
7	40	Gary Davis	Jensen Slipknot	Miss USA	172.615
8	96	Doug Bodine	Cassutt III-M	Miss Demeanor	172.609

---

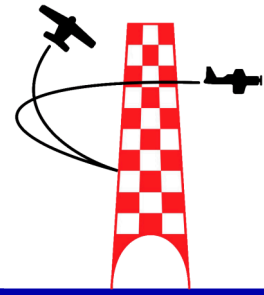
## 2010 Formula One Gold

Place	Race #	Pilot	AC Type	AC Name	Speed
1	11	Steve Senegal	Arnold AR-6	Endeavor	248.022
2	50	Vito Wypraechtger	Cassutt III-M	Scarlet Screamer	234.093
3	96	Doug Bodine	Cassutt III-M	Miss Demeanor	225.190
4	44	Holbrook Maslen	Wagner Formula 1	Judy	224.784
5	87	Steve Temple	GR-7 Panther	Madness	221.660
6	45	Jay Jones	Cassutt II-M	Quadnickel	216.554
DNF	1	Philip Goforth	Cassutt III-M	Invictus	
DNS	40	Gary Davis	Jensen Slipknot	Miss USA	

---



# 2010 Reno Air Races Biplane Racing Reports



## 2010 Biplane Qualifying

Place	Race #	Pilot	AC Type	AC Name	Speed
1	62	Tom Aberle	Modified Mong Sport	Phantom	260.811
2	27	Norman Way	Pitts S-1S	Magic	218.259
3	10	Mark Barber	Pitts S-1S	Son of Galloping Ghost	210.652
4	25	Karl Grove	Pitts S-1C	Drag Racer	210.094
5	7X	Kirk Murphy	Pitts S-1S	Lady Luck	204.083
6	3	George Andre	Pitts S-LHN	Zipper	197.461
7	31	Tony Higa	Pitts S-1S	Tango-Tango	193.806
8	711	Birch Entriken	Pitts S-1S	Joey	192.229
9	11X	Dave Roelofs	Pitts S-1S	Purse Snatcher	186.857
10	69	Charlie Greer	Pitts S-1C	Miss B Haven II	184.612
11	86	Mark Barber	Pitts S-1C	Shortcut	183.292
12	8	Casey Erickson	Pitts S-1S	The Batplane	181.670
13	6	Robert Caster	Pitts S-1S	Miss Diane	177.131
14	4	Marilyn Dash	Pitts S-1S	Ruby	176.341
15	19	H. "Mick" Mathewson	Pitts S-1SE	Milk Run	174.163
16	55	Aaron Burhoe	Pitts S-1	Juicy Lips	167.383
17	42	Earl Allen	Pitts S-1S	The Other Woman	165.657
18	80	Michael Stewart	Pitts S-1	Gone BiListic	158.109
19	2	Jonathon Gourley	Pitts S-1C	Jonny Rocket	152.875

---

## 2010 Biplane Heat 1C

Place	Race #	Pilot	AC Type	AC Name	Speed
1	80	Michael Stewart	Pitts S-1	Gone BiListic	152.115
2	2	Jonathon Gourley	Pitts S-1C	Jonny Rocket	152.033
3	42	Earl Allen	Pitts S-1S	The Other Woman	151.980
4	6	Robert Caster	Pitts S-1S	Miss Diane	151.874
5	25	Karl Grove	Pitts S-1C	Drag Racer	151.871
6	8	Casey Erickson	Pitts S-1S	The Batplane	151.384
7	55	Aaron Burhoe	Pitts S-1	Juicy Lips	151.024
8	4	Marilyn Dash	Pitts S-1S	Ruby	150.633

---

## 2010 Biplane Heat 1B

Place	Race #	Pilot	AC Type	AC Name	Speed
1	11X	Dave Roelofs	Pitts S-1S	Purse Snatcher	187.165
2	69	Charlie Greer	Pitts S-1C	Miss B Haven II	184.059
3	86	Mark Barber	Pitts S-1C	Shortcut	178.392
4	8	Casey Erickson	Pitts S-1S	The Batplane	175.850
5	6	Jeffrey Lo	Pitts S-1S	Miss Diane	171.788
6	4	Marilyn Dash	Pitts S-1S	Ruby	167.925
7	19	H. "Mick" Mathewson	Pitts S-1SE	Milk Run	164.013
8	55	Aaron Burhoe	Pitts S-1	Juicy Lips	159.750

---

## 2010 Biplane Heat 1A

Place	Race #	Pilot	AC Type	AC Name	Speed
1	62	Tom Aberle	Modified Mong Sport	Phantom	234.610
2	27	Norman Way	Pitts S-1S	Magic	209.911
3	10	Mark Barber	Pitts S-1S	Son of Galloping Ghost	203.709
4	25	Karl Grove	Pitts S-1C	Drag Racer	197.622
5	7X	Kirk Murphy	Pitts S-1S	Lady Luck	188.483
6	3	George Andre	Pitts S-LHN	Zipper	185.532
7	31	Tony Higa	Pitts S-1S	Tango-Tango	179.449
8	711	Birch Entriken	Pitts S-1S	Joey	176.319

---

---

## 2010 Biplane Heat 2C

Place	Race #	Pilot	AC Type	AC Name	Speed
1	2	Jonathon Gourley	Pitts S-1C	Jonny Rocket	168.245
2	42	Earl Allen	Pitts S-1S	The Other Woman	166.279
3	80	Jake Stewart	Pitts S-1	Gone BiListic	158.229
4	6	Jeffrey Lo	Pitts S-1S	Miss Diane	158.189
5	19	Tom Edwards	Pitts S-1SE	Milk Run	158.063
6	4	Marilyn Dash	Pitts S-1S	Ruby	157.618
7	8	Casey Erickson	Pitts S-1S	The Batplane	157.303
8	55	Aaron Burhoe	Pitts S-1	Juicy Lips	156.563

---

## 2010 Biplane Heat 2B

Place	Race #	Pilot	AC Type	AC Name	Speed
1	11X	Dave Roelofs	Pitts S-1S	Purse Snatcher	186.626
2	69	Charlie Greer	Pitts S-1C	Miss B Haven II	185.211
3	86	Mark Barber	Pitts S-1C	Shortcut	178.300
4	8	Casey Erickson	Pitts S-1S	The Batplane	176.238
5	6	Robert Caster	Pitts S-1S	Miss Diane	175.645
6	4	Marilyn Dash	Pitts S-1S	Ruby	172.258
7	19	H. "Mick" Mathewson	Pitts S-1SE	Milk Run	168.457
8	55	Aaron Burhoe	Pitts S-1	Juicy Lips	160.974

---

## 2010 Biplane Heat 2A

Place	Race #	Pilot	AC Type	AC Name	Speed
1	62	Tom Aberle	Modified Mong Sport	Phantom	249.330
2	27	Norman Way	Pitts S-1S	Magic	211.498
3	10	Mark Barber	Pitts S-1S	Son of Galloping Ghost	198.546
4	25	Karl Grove	Pitts S-1C	Drag Racer	195.370
5	7X	Kirk Murphy	Pitts S-1S	Lady Luck	186.290
6	3	George Andre	Pitts S-LHN	Zipper	181.658
7	31	Tony Higa	Pitts S-1S	Tango-Tango	175.966
8	711	Birch Entriken	Pitts S-1S	Joey	174.410

---

---

## 2010 Biplane Bronze

Place	Race #	Pilot	AC Type	AC Name	Speed
1	2	Jonathon Gourley	Pitts S-1C	Jonny Rocket	178.644
2	42	Earl Allen	Pitts S-1S	The Other Woman	174.708
3	25	Karl Grove	Pitts S-1C	Drag Racer	155.708
4	80	Jake Stewart	Pitts S-1	Gone BiListic	155.641
5	6	Jeffrey Lo	Pitts S-1S	Miss Diane	155.615
6	55	Aaron Burhoe	Pitts S-1	Juicy Lips	155.592
7	8	Casey Erickson	Pitts S-1S	The Batplane	155.372
8	4	Marilyn Dash	Pitts S-1S	Ruby	155.206

---

## 2010 Biplane Silver

Place	Race #	Pilot	AC Type	AC Name	Speed
1	11X	Dave Roelofs	Pitts S-1S	Purse Snatcher	182.882
2	69	Charlie Greer	Pitts S-1C	Miss B Haven II	180.864
3	86	Mark Barber	Pitts S-1C	Shortcut	173.120
4	8	Casey Erickson	Pitts S-1S	The Batplane	172.260
5	6	Robert Caster	Pitts S-1S	Miss Diane	169.052
6	4	Marilyn Dash	Pitts S-1S	Ruby	161.605
7	19	H. "Mick" Mathewson	Pitts S-1SE	Milk Run	161.172
8	55	Aaron Burhoe	Pitts S-1	Juicy Lips	159.235

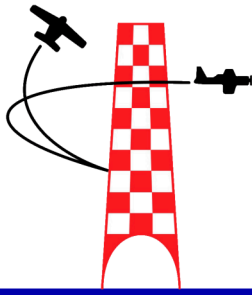
---

## 2010 Biplane Gold

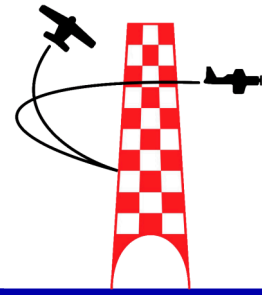
Place	Race #	Pilot	AC Type	AC Name	Speed
1	62	Tom Aberle	Modified Mong Sport	Phantom	250.808
2	27	Norman Way	Pitts S-1S	Magic	209.682
3	10	Mark Barber	Pitts S-1S	Son of Galloping Ghost	199.095
4	25	Karl Grove	Pitts S-1C	Drag Racer	197.466
5	7X	Kirk Murphy	Pitts S-1S	Lady Luck	188.563
6	3	George Andre	Pitts S-LHN	Zipper	185.587
7	31	Tony Higa	Pitts S-1S	Tango-Tango	179.280
8	711	Birch Entriken	Pitts S-1S	Joey	178.883

---





# 2010 Reno Air Races Sport Racing Reports



---

## 2010 Sport Qualifying

Place	Race #	Pilot	AC Type	AC Name	Speed
1	39	Jeff LaVelle	Super Glasair III		362.481
2	8	Dave Sterling	Lancair Legacy		345.991
3	5	Lee Behel	Lancair Legacy	Breathless	345.119
4	2	Vince Walker	Lancair Legacy	Modo Mio	308.777
5	9	Anthony Crawford	Questair 20	Chick's Delight	299.605
6	66	Ernie Sutter	Lancair Legacy	Jus Pass'n Thru	297.066
7	142	Bob Jeffrey	Lancair Legacy	I Dream Of Jeanie	279.440
8	41	Scott Nelson	Glasair		276.357
9	13	Vicky Benzing	Glasair SH-3R	Cruse Missile	276.057
10	40	Earl Hibler	Glasair II STD	Babydoll	270.716
11	28	Pete Zaccagnino	Lancair Legacy	Ludicrous	254.372
12	99	Dave Morss	Lancair 320	Martin's Legacy	254.101
13	54	Scott Germain	Lancair 360	Unleashed	247.341
14	22	Rick Vandam	Glasair II-S	Green Streak	243.323
15	7	Richard Ogg	Glasair I	Plastic Piglet	222.399
DNQ	88	Steve Korcheck	Lancair 320		

---

---

## 2010 Sport Heat 1B

Place	Race #	Pilot	AC Type	AC Name	Speed
1	13	Vicky Benzing	Glasair SH-3R	Cruse Missile	263.832
2	41	Scott Nelson	Glasair		262.394
3	40	Earl Hibler	Glasair II STD	Babydoll	260.761
4	99	Dave Morss	Lancair 320	Martin's Legacy	259.428
5	28	Pete Zaccagnino	Lancair Legacy	Ludicrous	256.198
6	54	Scott Germain	Lancair 360	Unleashed	253.808
7	22	Rick Vandam	Glasair II-S	Green Streak	237.155
8	7	Richard Ogg	Glasair I	Plastic Piglet	221.298

---

## 2010 Sport Heat 1A

Place	Race #	Pilot	AC Type	AC Name	Speed
1	39	Jeff LaVelle	Super Glasair III		345.943
2	5	Lee Behel	Lancair Legacy	Breathless	334.193
3	2	Vince Walker	Lancair Legacy	Modo Mio	307.180
4	9	Anthony Crawford	Questair 20	Chick's Delight	304.894
5	66	Ernie Sutter	Lancair Legacy	Jus Pass'n Thru	295.770
6	142	Bob Jeffrey	Lancair Legacy	I Dream Of Jeanie	281.857
7	13	Vicky Benzing	Glasair SH-3R	Cruse Missile	271.717
8	41	Scott Nelson	Glasair		271.303

---

---

## 2010 Sport Heat 2B

Place	Race #	Pilot	AC Type	AC Name	Speed
1	99	Dave Morss	Lancair 320	Martin's Legacy	271.316
2	41	Scott Nelson	Glasair		271.186
3	54	Scott Germain	Lancair 360	Unleashed	258.992
4	28	Pete Zaccagnino	Lancair Legacy	Ludicrous	255.670
5	22	Rick Vandam	Glasair II-S	Green Streak	249.848
6	7	Richard Ogg	Glasair I	Plastic Piglet	219.942
DNS	13	Vicky Benzing	Glasair SH-3R	Cruse Missile	
DNS	40	Earl Hibler	Glasair II STD	Babydoll	

---

## 2010 Sport Heat 2A

Place	Race #	Pilot	AC Type	AC Name	Speed
1	39	Jeff LaVelle	Super Glasair III		350.999
2	5	Lee Behel	Lancair Legacy	Breathless	329.590
3	2	Vince Walker	Lancair Legacy	Modo Mio	306.233
4	9	Anthony Crawford	Questair 20	Chick's Delight	304.155
5	66	Ernie Sutter	Lancair Legacy	Jus Pass'n Thru	292.758
6	142	Bob Jeffrey	Lancair Legacy	I Dream Of Jeanie	279.893
7	41	Scott Nelson	Glasair		260.609
8	28	Pete Zaccagnino	Lancair Legacy	Ludicrous	253.327

---

---

## 2010 Sport Heat 3B

Place	Race #	Pilot	AC Type	AC Name	Speed
1	142	Bob Jeffrey	Lancair Legacy	I Dream Of Jeanie	282.505
2	41	Scott Nelson	Glasair		274.579
3	28	Pete Zaccagnino	Lancair Legacy	Ludicrous	272.693
4	40	Earl Hibler	Glasair II STD	Babydoll	269.799
5	54	Scott Germain	Lancair 360	Unleashed	259.586
6	22	Rick Vandam	Glasair II-S	Green Streak	251.936
7	7	Richard Ogg	Glasair I	Plastic Piglet	222.321
DNS	99	Dave Morss	Lancair 320	Martin's Legacy	

---

## 2010 Sport Heat 3A

Place	Race #	Pilot	AC Type	AC Name	Speed
1	39	Jeff LaVelle	Super Glasair III		346.066
2	5	Lee Behel	Lancair Legacy	Breathless	327.915
3	2	Vince Walker	Lancair Legacy	Modo Mio	305.995
4	9	Anthony Crawford	Questair 20	Chick's Delight	301.962
5	66	Ernie Sutter	Lancair Legacy	Jus Pass'n Thru	282.912
6	142	Bob Jeffrey	Lancair Legacy	I Dream Of Jeanie	281.405
7	40	Earl Hibler	Glasair II STD	Babydoll	269.643
8	41	Scott Nelson	Glasair		269.619

---

---

## 2010 Sport Silver

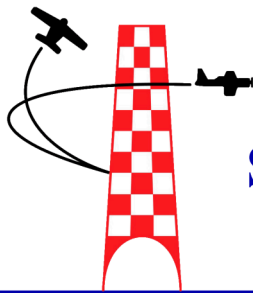
Place	Race #	Pilot	AC Type	AC Name	Speed
1	142	Bob Jeffrey	Lancair Legacy	I Dream Of Jeanie	284.410
2	41	Scott Nelson	Glasair		277.904
3	99	Dave Morss	Lancair 320	Martin's Legacy	272.673
4	40	Earl Hibler	Glasair II STD	Babydoll	272.500
5	28	Pete Zaccagnino	Lancair Legacy	Ludicrous	272.037
6	54	Scott Germain	Lancair 360	Unleashed	263.909
7	22	Rick Vandam	Glasair II-S	Green Streak	253.581
8	7	Richard Ogg	Glasair I	Plastic Piglet	223.274

---

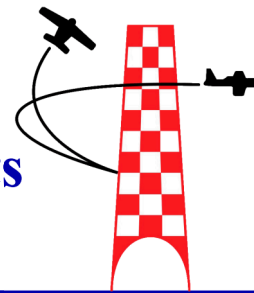
## 2010 Sport Gold

Place	Race #	Pilot	AC Type	AC Name	Speed
1	39	Jeff LaVelle	Super Glasair III		339.101
2	5	Lee Behel	Lancair Legacy	Breathless	331.310
3	2	Vince Walker	Lancair Legacy	Modo Mio	309.402
4	9	Anthony Crawford	Questair 20	Chick's Delight	301.879
5	66	Ernie Sutter	Lancair Legacy	Jus Pass'n Thru	291.348
6	142	Bob Jeffrey	Lancair Legacy	I Dream Of Jeanie	276.779
7	41	Scott Nelson	Glasair		270.032
8	40	Earl Hibler	Glasair II STD	Babydoll	269.956

---



# 2010 Reno Air Races Super Sport Racing Reports



---

## 2010 Super Sport Qualifying

<b>Place</b>	<b>Race #</b>	<b>Pilot</b>	<b>AC Type</b>	<b>AC Name</b>	<b>Speed</b>
1	71	Mike Dacey	Questair Venture	Bad Intentions	357.105
2	44	Lynn Farnsworth	Lancair Super Legacy	Miss Karen II	349.719
3	352	John Parker	Thunder Mustang	Blue Thunder II	349.219
4	75	George Giboney	Thunder Mustang	Rapid Travel	342.437
DNQ	5	Lee Behel	Lancair Legacy	Breathless	
DNQ	15	Lee Behel	Osprey GP-5	Sweet Dreams	
DNQ	39	Jeff LaVelle	Super Glasair III		
DNQ	42	Kevin Eldredge	NXT	Relentless	
DNQ	69	Tom McReynolds	Lancair Legacy	Poky	

---

---

## 2010 Super Sport Heat 1A

Place	Race #	Pilot	AC Type	AC Name	Speed
1	71	Mike Dacey	Questair Venture	Bad Intentions	371.225
2	75	George Giboney	Thunder Mustang	Rapid Travel	364.218
3	352	John Parker	Thunder Mustang	Blue Thunder II	351.206
4	44	Lynn Farnsworth	Lancair Super Legacy	Miss Karen II	298.066

---

## 2010 Super Sport Heat 2A

Place	Race #	Pilot	AC Type	AC Name	Speed
1	75	George Giboney	Thunder Mustang	Rapid Travel	369.909
2	71	Mike Dacey	Questair Venture	Bad Intentions	367.035
3	352	John Parker	Thunder Mustang	Blue Thunder II	342.739
4	44	Lynn Farnsworth	Lancair Super Legacy	Miss Karen II	280.849

---

## 2010 Super Sport Heat 3A

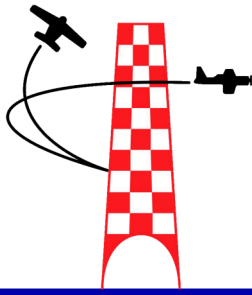
Place	Race #	Pilot	AC Type	AC Name	Speed
1	71	Mike Dacey	Questair Venture	Bad Intentions	349.982
2	352	John Parker	Thunder Mustang	Blue Thunder II	340.366
3	39	Jeff LaVelle	Super Glasair III		340.035
4	5	Lee Behel	Lancair Legacy	Breathless	324.275
DNF	44	Lynn Farnsworth	Lancair Super Legacy	Miss Karen II	
DNS	75	George Giboney	Thunder Mustang	Rapid Travel	

---

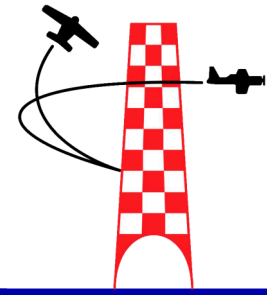
## 2010 Super Sport Gold

Place	Race #	Pilot	AC Type	AC Name	Speed
1	71	Mike Dacey	Questair Venture	Bad Intentions	370.224
2	352	John Parker	Thunder Mustang	Blue Thunder II	352.350
3	44	Lynn Farnsworth	Lancair Super Legacy	Miss Karen II	350.782
4	39	Jeff LaVelle	Super Glasair III		348.902
5	5	Lee Behel	Lancair Legacy	Breathless	330.859
DNF	75	George Giboney	Thunder Mustang	Rapid Travel	

---



# 2010 Reno Air Races T-6 Racing Reports



## 2010 T-6 Qualifying

Place	Race #	Pilot	AC Type	AC Name	Speed
1	6	Nick Macy	T-6G	Six-Cat	244.539
2	43	Dennis Buehn	AT-6D	Midnight Miss III	236.114
3	37	John Zayac	SNJ-5	McDonald Racer	233.444
4	66	Vic McMann	AT-6A	Gunslinger	227.805
5	88	John Lohmar	SNJ-5	Radial Velocity	227.029
6	5	Joey "Gordo" Sanders	SNJ-4	Big Red	225.670
7	50	John Krawczyk	AT-6C	Abracadabra	224.961
8	42	Chris Rushing	SNJ-4	Honest Entry	224.775
9	64	Keith McMann	Harvard Mk. IV	Red Knight	224.620
10	56	Duane "Chip" Woods	SNJ-6	Blue Two	224.385
11	8	Ken Gottschall	SNJ-6	Grace 8	223.604
12	90	Lee Oman	T-6G	Undecided	222.021
13	94	Rick Siegfried	SNJ-4	Midnight Express	216.224
14	33	Carter Clark	AT-6C	Midnight Rendezvous	213.155
15	57	Scott Dockter	AT-6G	Deuce of Hearts	210.204
16	30	Jim Eberhardt	T-6G	Archimedes	208.396
17	1	Carter Clark	AT-6F	Daring Diane	205.242
18	69	Wayne Cartwright	AT-6D	Eros	203.115



---

## 2010 T-6 Heat 1C

Place	Race #	Pilot	AC Type	AC Name	Speed
1	94	Rick Siegfried	SNJ-4	Midnight Express	223.515
2	33	Carter Clark	AT-6C	Midnight Rendezvous	220.425
3	57	Scott Dockter	AT-6G	Deuce of Hearts	214.559
4	30	Jim Eberhardt	T-6G	Archimedes	213.916
5	69	Lee Oman	AT-6D	Eros	208.309
DNS	1	John Krawczyk	AT-6F	Daring Diane	

---

## 2010 T-6 Heat 1B

Place	Race #	Pilot	AC Type	AC Name	Speed
1	50	John Krawczyk	AT-6C	Abracadabra	224.648
2	42	Chris Rushing	SNJ-4	Honest Entry	222.951
3	56	Duane "Chip" Woods	SNJ-6	Blue Two	222.571
4	90	Lee Oman	T-6G	Undecided	222.254
5	64	Keith McMann	Harvard Mk. IV	Red Knight	216.572
6	8	Ken Gottschall	SNJ-6	Grace 8	216.409

---

## 2010 T-6 Heat 1A

Place	Race #	Pilot	AC Type	AC Name	Speed
1	43	Dennis Buehn	AT-6D	Midnight Miss III	237.904
2	37	John Zayac	SNJ-5	McDonald Racer	231.128
3	88	John Lohmar	SNJ-5	Radial Velocity	226.478
4	5	Joey "Gordo" Sanders	SNJ-4	Big Red	218.858
5	66	Vic McMann	AT-6A	Gunslinger	216.203
DNF	6	Nick Macy	T-6G	Six-Cat	

---

---

## 2010 T-6 Heat 2C

Place	Race #	Pilot	AC Type	AC Name	Speed
1	94	Rick Siegfried	SNJ-4	Midnight Express	221.410
2	33	Carter Clark	AT-6C	Midnight Rendezvous	217.919
3	57	Scott Dockter	AT-6G	Deuce of Hearts	213.629
4	30	Jim Eberhardt	T-6G	Archimedes	212.198
5	69	Lee Oman	AT-6D	Eros	206.792
6	1	John Krawczyk	AT-6F	Daring Diane	206.671

---

## 2010 T-6 Heat 2B

Place	Race #	Pilot	AC Type	AC Name	Speed
1	50	John Krawczyk	AT-6C	Abracadabra	223.528
2	90	Lee Oman	T-6G	Undecided	223.257
3	42	Chris Rushing	SNJ-4	Honest Entry	222.064
4	8	Ken Gottschall	SNJ-6	Grace 8	219.772
5	64	Keith McMann	Harvard Mk. IV	Red Knight	213.687
6	56	Duane "Chip" Woods	SNJ-6	Blue Two	213.274

---

## 2010 T-6 Heat 2A

Place	Race #	Pilot	AC Type	AC Name	Speed
1	43	Dennis Buehn	AT-6D	Midnight Miss III	241.247
2	37	John Zayac	SNJ-5	McDonald Racer	234.927
3	88	John Lohmar	SNJ-5	Radial Velocity	234.237
4	5	Joey "Gordo" Sanders	SNJ-4	Big Red	223.894
5	66	Vic McMann	AT-6A	Gunslinger	222.565
DQ	6	Nick Macy	T-6G	Six-Cat	

---

---

## 2010 T-6 Bronze

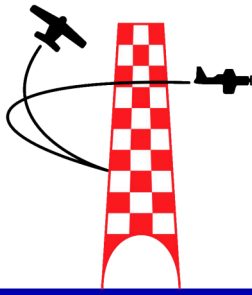
Place	Race #	Pilot	AC Type	AC Name	Speed
1	94	Rick Siegfried	SNJ-4	Midnight Express	224.475
2	33	Carter Clark	AT-6C	Midnight Rendezvous	219.960
3	57	Scott Dockter	AT-6G	Deuce of Hearts	216.817
4	30	Jim Eberhardt	T-6G	Archimedes	214.411
5	69	Lee Oman	AT-6D	Eros	210.640
6	1	John Krawczyk	AT-6F	Daring Diane	210.551

---

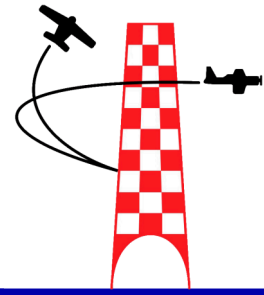
## 2010 T-6 Silver

Place	Race #	Pilot	AC Type	AC Name	Speed
1	90	Lee Oman	T-6G	Undecided	228.139
2	50	John Krawczyk	AT-6C	Abracadabra	226.514
3	42	Chris Rushing	SNJ-4	Honest Entry	222.881
4	8	Ken Gottschall	SNJ-6	Grace 8	222.372
5	56	Duane "Chip" Woods	SNJ-6	Blue Two	222.300
6	64	Keith McMann	Harvard Mk. IV	Red Knight	216.973
7	94	Rick Siegfried	SNJ-4	Midnight Express	216.614

---



# 2010 Reno Air Races Jet Racing Reports



---

## 2010 Jet Qualifying

Place	Race #	Pilot	AC Type	AC Name	Speed
1	77	Curt Brown	L-29 Delfin	Viper	543.568
2	12	Mike Mangold	L-29 Delfin	Euro Burner	519.367
3	2	Joe Gano	L-39C	Pip Squeak	514.078
4	5	Rick Vandam	L-39 Albatros	American Spirit	499.895
5	8	Phil Fogg	L-39	Fast Company	491.491
6	67	Pierre Wildman	DH115 Vampire	Vampire	471.132
7	54	Curt Brown	L-39C	Robin 1	443.794
8	104	Sal Rubino	L-39		443.633
9	3	Thom Richard	TS-11 Iskra	Pole Dancer	426.745
10	24	Pete Zaccagnino	L-39 Albatros	High Perf AC Training	414.533
11	4	Steve Picatti	Provost P84 T3A	Spud	404.423
12	11	John Kokshoorn	L-29C Delfin	Screaming Eagle	401.790
13	55	Rick Vandam	L-29 Delfin	Spirit of Freedom	395.506
14	76	Greg McNutt	L-29 Delfin	Vodo-Finish	387.238
15	25	Cliff Magee	L-39	Violated	382.095
16	21	Heather Penney	L-29	Raju Grace	371.518

---

---

## 2010 Jet Heat 1B

Place	Race #	Pilot	AC Type	AC Name	Speed
1	24	Pete Zaccagnino	L-39 Albatros	High Perf AC Training	405.118
2	25	Cliff Magee	L-39	Violated	403.916
3	55	Lee Behel	L-29 Delfin	Spirit of Freedom	387.012
4	11	John Kokshoorn	L-29C Delfin	Screaming Eagle	386.906
5	21	Heather Penney	L-29	Raju Grace	385.702
6	76	Greg McNutt	L-29 Delfin	Vodo-Finish	381.603
DQ	4	Steve Picatti	Provost P84 T3A	Spud	

---

## 2010 Jet Heat 1A

Place	Race #	Pilot	AC Type	AC Name	Speed
1	77	Curt Brown	L-29 Delfin	Viper	516.560
2	12	Mike Mangold	L-29 Delfin	Euro Burner	516.148
3	2	Joe Gano	L-39C	Pip Squeak	494.835
4	5	Rick Vandam	L-39 Albatros	American Spirit	485.551
5	8	Phil Fogg	L-39	Fast Company	468.724
6	67	Pierre Wildman	DH115 Vampire	Vampire	434.092
7	3	Thom Richard	TS-11 Iskra	Pole Dancer	410.127

---

---

## 2010 Jet Heat 2B

Place	Race #	Pilot	AC Type	AC Name	Speed
1	24	Pete Zaccagnino	L-39 Albatros	High Perf AC Training	404.986
2	25	Cliff Magee	L-39	Violated	404.570
3	4	Steve Picatti	Provost P84 T3A	Spud	395.612
4	55	Lee Behel	L-29 Delfin	Spirit of Freedom	384.468
5	21	Heather Penney	L-29	Raju Grace	384.374
6	76	Greg McNutt	L-29 Delfin	Vodo-Finish	378.551
DNF	11	John Kokshoorn	L-29C Delfin	Screaming Eagle	

---

## 2010 Jet Heat 2A

Place	Race #	Pilot	AC Type	AC Name	Speed
1	77	Curt Brown	L-29 Delfin	Viper	521.700
2	12	Mike Mangold	L-29 Delfin	Euro Burner	513.444
3	2	Joe Gano	L-39C	Pip Squeak	511.691
4	5	Rick Vandam	L-39 Albatros	American Spirit	489.610
5	67	Pierre Wildman	DH115 Vampire	Vampire	471.765
6	3	Thom Richard	TS-11 Iskra	Pole Dancer	408.191
DQ	8	Phil Fogg	L-39	Fast Company	

---

---

## 2010 Jet Heat 3B

Place	Race #	Pilot	AC Type	AC Name	Speed
1	24	Pete Zaccagnino	L-39 Albatros	High Perf AC Training	414.442
2	25	Cliff Magee	L-39	Violated	414.269
3	54	Curt Brown	L-39C	Robin 1	413.792
4	21	Heather Penney	L-29	Raju Grace	408.033
5	76	Greg McNutt	L-29 Delfin	Vodo-Finish	392.957
6	11	John Kokshoorn	L-29C Delfin	Screaming Eagle	385.217
7	55	Rick Vandam	L-29 Delfin	Spirit of Freedom	384.094
8	4	Steve Picatti	Provost P84 T3A	Spud	360.716

---

## 2010 Jet Heat 3A

Place	Race #	Pilot	AC Type	AC Name	Speed
1	77	Curt Brown	L-29 Delfin	Viper	507.257
2	2	Joe Gano	L-39C	Pip Squeak	493.580
3	5	Rick Vandam	L-39 Albatros	American Spirit	450.145
4	8	Phil Fogg	L-39	Fast Company	449.939
5	67	Pierre Wildman	DH115 Vampire	Vampire	444.670
6	3	Thom Richard	TS-11 Iskra	Pole Dancer	402.526
DQ	12	Mike Mangold	L-29 Delfin	Euro Burner	

---

---

## 2010 Jet Silver

Place	Race #	Pilot	AC Type	AC Name	Speed
1	3	Thom Richard	TS-11 Iskra	Pole Dancer	439.888
2	25	Cliff Magee	L-39	Violated	438.600
3	54	Curt Brown	L-39C	Robin 1	422.882
4	21	Heather Penney	L-29	Raju Grace	406.694
5	11	John Kokshoorn	L-29C Delfin	Screaming Eagle	403.442
6	76	Greg McNutt	L-29 Delfin	Vodo-Finish	400.909
7	55	Rick Vandam	L-29 Delfin	Spirit of Freedom	390.892
8	4	Steve Picatti	Provost P84 T3A	Spud	389.676

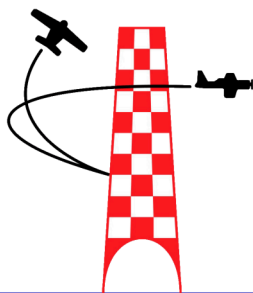
---

## 2010 Jet Gold

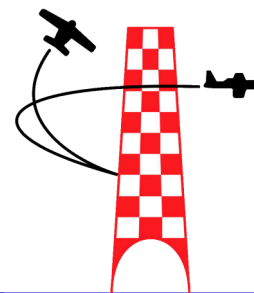
Place	Race #	Pilot	AC Type	AC Name	Speed
1	77	Curt Brown	L-29 Delfin	Viper	515.582
2	12	Mike Mangold	L-29 Delfin	Euro Burner	512.012
3	2	Joe Gano	L-39C	Pip Squeak	506.067
4	5	Rick Vandam	L-39 Albatros	American Spirit	483.634
5	8	Phil Fogg	L-39	Fast Company	479.142
6	67	Pierre Wildman	DH115 Vampire	Vampire	461.868
7	3	Thom Richard	TS-11 Iskra	Pole Dancer	427.396
8	24	Pete Zaccagnino	L-39 Albatros	High Perf AC Training	414.758

---





# 2010 Reno Air Races Unlimited Racing Reports



## 2010 Unlimited Qualifying

Place	Race #	Pilot	AC Type	AC Name	Speed
1	7	Steven Hinton	P-51D Mustang	Strega	484.255
2	5	Will Whiteside	F-51D Mustang	Voodoo	479.180
3	77	John Penney	F8F-2 Bearcat	Rare Bear	445.728
4	8	Matt Jackson	TMK 20 Sea Fury	Dreadnought	445.062
5	11	Brent Hisey	P-51D Mustang	Miss America	413.296
6	20	Dan Martin	F-51D Mustang	Ridge Runner III	412.953
7	33	Will Whiteside	Yak 3U/R-2000	Steadfast	383.361
8	55	Stewart Dawson	F7F-3 Tigercat	Here Kitty Kitty	375.212
9	22	Bill Eberhardt	P-51D Mustang	Merlin's Magic	367.428
10	1	Rod Lewis	F7F-3 Tigercat	Big Bossman	364.981
11	44	Brant Seghetti	P-51D Mustang	Sparky	354.812
12	15	Mark Watt	P-51D Mustang	Geraldine	351.363
13	81	Robbie Patterson	P-51D Mustang	Lady Jo	349.527
14	31	Rob Gordon	P-51D Mustang	Speedball Alice	343.936
15	16	Chuck Greenhill	F-51D Mustang	Lou IV	338.702
16	4	Dave Morss	P-51A Mustang	Polar Bear	325.722
17	17	John-Curtiss Paul	P-40N Warhawk	Parrothead	323.894
18	0	Jim McKinstry	Yak-3M	Shiska Su'Ka	321.231
19	24	Doug Matthews	F4U-4 Corsair	Corsair	313.202
20	2	Brian Sanders	FM-2 Wildcat	Air Biscuit	312.605
21	66	Bruce Wallace	T-28B Trojan	The Bear	309.533
22	14	John Maloney	FW-190A-9	What Da Fockewulf	302.209
DNQ	30	Dan Martin	P-51D Mustang	Grim Reaper	
DNQ	177	Jimmy Leeward	P-51D Mustang	Galloping Ghost	

---

## 2010 Unlimited Heat 1D

Place	Race #	Pilot	AC Type	AC Name	Speed
1	177	Jimmy Leeward	P-51D Mustang	Galloping Ghost	339.424
2	30	Dan Martin	P-51D Mustang	Grim Reaper	324.104
3	24	Doug Matthews	F4U-4 Corsair	Corsair	323.637
4	66	Dave Morss	T-28B Trojan	The Bear	301.387
5	2	Brian Sanders	FM-2 Wildcat	Air Biscuit	281.903
6	14	John Maloney	FW-190A-9	What Da Fockewulf	279.092

---

## 2010 Unlimited Heat 1C

Place	Race #	Pilot	AC Type	AC Name	Speed
1	81	Robbie Patterson	P-51D Mustang	Lady Jo	344.000
2	4	Dave Morss	P-51A Mustang	Polar Bear	334.425
3	17	John-Curtiss Paul	P-40N Warhawk	Parrothead	328.914
4	31	Rob Gordon	P-51D Mustang	Speedball Alice	322.327
5	0	Jim McKinstry	Yak-3M	Shiska Su'Ka	314.105
6	16	Chuck Greenhill	F-51D Mustang	Lou IV	303.224

---

## 2010 Unlimited Heat 1B

Place	Race #	Pilot	AC Type	AC Name	Speed
1	33	John Maloney	Yak 3U/R-2000	Steadfast	369.134
2	55	Stewart Dawson	F7F-3 Tigercat	Here Kitty Kitty	366.353
3	22	Stu Eberhardt	P-51D Mustang	Merlin's Magic	361.992
4	1	Rod Lewis	F7F-3 Tigercat	Big Bossman	358.497
5	44	Brant Seghetti	P-51D Mustang	Sparky	317.828
6	15	Mark Watt	P-51D Mustang	Geraldine	312.177

---

---

## 2010 Unlimited Heat 2C

Place	Race #	Pilot	AC Type	AC Name	Speed
1	177	Jimmy Leeward	P-51D Mustang	Galloping Ghost	364.505
2	31	Dan Vance	P-51D Mustang	Speedball Alice	337.259
3	30	Dan Martin	P-51D Mustang	Grim Reaper	330.830
4	17	John-Curtiss Paul	P-40N Warhawk	Parrothead	324.635
5	24	Doug Matthews	F4U-4 Corsair	Corsair	317.620
6	0	Jim McKinstry	Yak-3M	Shiska Su'Ka	307.115
7	16	Chuck Greenhill	F-51D Mustang	Lou IV	302.250

---

## 2010 Unlimited Heat 2B

Place	Race #	Pilot	AC Type	AC Name	Speed
1	55	Stewart Dawson	F7F-3 Tigercat	Here Kitty Kitty	371.116
2	22	Stu Eberhardt	P-51D Mustang	Merlin's Magic	363.591
3	1	Rod Lewis	F7F-3 Tigercat	Big Bossman	362.252
4	44	Brant Seghetti	P-51D Mustang	Sparky	337.303
5	4	Dave Morss	P-51A Mustang	Polar Bear	324.160
6	81	C. J. Stephens	P-51D Mustang	Lady Jo	318.679
7	15	Mark Watt	P-51D Mustang	Geraldine	317.423

---

## 2010 Unlimited Heat 2A

Place	Race #	Pilot	AC Type	AC Name	Speed
1	7	Steven Hinton	P-51D Mustang	Strega	465.664
2	77	John Penney	F8F-2 Bearcat	Rare Bear	457.831
3	5	Will Whiteside	F-51D Mustang	Voodoo	450.879
4	20	Dan Martin	F-51D Mustang	Ridge Runner III	425.104
5	11	Brent Hisey	P-51D Mustang	Miss America	361.987
6	33	John Maloney	Yak 3U/R-2000	Steadfast	358.841
DNS	8	Matt Jackson	TMK 20 Sea Fury	Dreadnought	

---

---

## 2010 Unlimited Heat 3C

Place	Race #	Pilot	AC Type	AC Name	Speed
1	24	Doug Matthews	F4U-4 Corsair	Corsair	329.993
2	0	Jim McKinstry	Yak-3M	Shiska Su'Ka	325.483
3	16	Chuck Greenhill	F-51D Mustang	Lou IV	306.059
4	66	Dave Morss	T-28B Trojan	The Bear	294.323
5	2	Brian Sanders	FM-2 Wildcat	Air Biscuit	273.931
DNF	14	John Maloney	FW-190A-9	What Da Fockewulf	

---

## 2010 Unlimited Heat 3B

Place	Race #	Pilot	AC Type	AC Name	Speed
1	177	Jimmy Leeward	P-51D Mustang	Galloping Ghost	373.284
2	44	Brant Seghetti	P-51D Mustang	Sparky	337.292
3	81	Robbie Patterson	P-51D Mustang	Lady Jo	336.564
4	15	Dennis Sanders	P-51D Mustang	Geraldine	333.575
5	4	Dave Morss	P-51A Mustang	Polar Bear	324.071
6	31	Rob Gordon	P-51D Mustang	Speedball Alice	317.944
7	17	John-Curtiss Paul	P-40N Warhawk	Parrothead	317.111
8	30	Dan Martin	P-51D Mustang	Grim Reaper	309.865

---

## 2010 Unlimited Heat 3A

Place	Race #	Pilot	AC Type	AC Name	Speed
1	7	Steven Hinton	P-51D Mustang	Strega	473.437
2	77	John Penney	F8F-2 Bearcat	Rare Bear	447.755
3	11	Brent Hisey	P-51D Mustang	Miss America	380.426
4	33	John Maloney	Yak 3U/R-2000	Steadfast	365.047
5	55	Stewart Dawson	F7F-3 Tigercat	Here Kitty Kitty	354.521
6	22	Bill Eberhardt	P-51D Mustang	Merlin's Magic	342.923
7	1	Rod Lewis	F7F-3 Tigercat	Big Bossman	342.085
DNF	5	Will Whiteside	F-51D Mustang	Voodoo	

---

---

## 2010 Unlimited Bronze

Place	Race #	Pilot	AC Type	AC Name	Speed
1	0	Jim McKinstry	Yak-3M	Shiska Su'Ka	317.315
2	66	Dave Morss	T-28B Trojan	The Bear	299.859
3	2	Brian Sanders	FM-2 Wildcat	Air Biscuit	299.731
4	16	Chuck Greenhill	F-51D Mustang	Lou IV	288.973
5	14	John Maloney	FW-190A-9	What Da Fockewulf	283.043

---

## 2010 Unlimited Silver

Place	Race #	Pilot	AC Type	AC Name	Speed
Bump	81	Robbie Patterson	P-51D Mustang	Lady Jo	342.886
1	44	Brant Seghetti	P-51D Mustang	Sparky	338.561
2	15	Mark Watt	P-51D Mustang	Geraldine	338.186
3	4	Dave Morss	P-51A Mustang	Polar Bear	335.435
4	31	Rob Gordon	P-51D Mustang	Speedball Alice	329.643
5	30	Dan Martin	P-51D Mustang	Grim Reaper	324.968
6	17	John-Curtiss Paul	P-40N Warhawk	Parrothead	324.544
7	24	Doug Matthews	F4U-4 Corsair	Corsair	324.460

---