


1996 Reno Air Races

Formula One Racing Reports



1996 Formula One Qualifying

Place	Race #	Pilot	AC Type	AC Name	Speed
1	3	Jon Sharp	Sharp DR-90	Nemesis	258.270
2	14	James Miller	Miller Special	Pushy Cat	254.628
3	44	Thomas Hauptman	Shoestring	Judy	247.535
4	96	Randy Howell	Grove Racer	Madder Maxx	244.828
5	99	Dave Morss	Cassutt III-M	Sahara	243.603
6	4	Ray Cote	Grove Deluca OR7I	Alley Cat	243.497
7	39	Dan Gilbert	Gilbert DG-1	Shadow	240.458
8	36	Steve Myers	Myers-Kelly F-1D	Smiddy's Firefly	238.670
9	42	Kevin Kelly	Kelly F-1D	Barbara Jean 2	233.104
10	95	Gary Hubler	Cassutt III-M	Mariah	229.850
11	11	David Hoover	Cassutt III-M	Frenzy	228.397
12	92	Eric Matheson	Cassutt III-M	Yellow Peril	227.700
13	89	Bruce Bohannon	Miller Spec. M106	Pushy Galore	226.915
14	43	John Housely	Modified Cassutt	Aero Magic	225.908
15	57	Ray Sherwood	Cassutt III-M	Knotty Boy	217.697
16	17	Carl Swenson, Jr.	Cassutt III-M	Annie	214.936
17	2	Bobby Budde	Wagner	Okie	213.420
18	40	Patti Johnson	Jensen Cassutt	Miss USA	209.663
19	6	George Budde	Cassutt III-M	Okie Stroker	208.298
20	27	Ray Sherwood	Cassutt III-M	Silver BB	207.257
21	19	Scott Kuenzi	Cassutt	Okie Streaker	206.036
22	10	Bobby Budde	Cathaway R-5	El Bandito	204.307
23	29	William Nusz	Smith Cassutt	Baby Dragon	197.147

1996 Formula One Heat 1C

Place	Race #	Pilot	AC Type	AC Name	Speed
1	40	Patti Johnson	Jensen Cassutt	Miss USA	207.257
2	19	Scott Kuenzi	Cassutt	Okie Streaker	203.780
3	10	Bobby Budde	Cathaway R-5	El Bandito	203.231
4	27	Ray Sherwood	Cassutt III-M	Silver BB	201.997
5	17	Carl Swenson, Jr.	Cassutt III-M	Annie	201.809
6	6	George Budde	Cassutt III-M	Okie Stroker	198.851
7	29	William Nusz	Smith Cassutt	Baby Dragon	188.363

1996 Formula One Heat 1B

Place	Race #	Pilot	AC Type	AC Name	Speed
1	42	Kevin Kelly	Kelly F-1D	Barbara Jean 2	228.980
2	92	Eric Matheson	Cassutt III-M	Yellow Peril	225.529
3	11	David Hoover	Cassutt III-M	Frenzy	224.002
4	95	Gary Hubler	Cassutt III-M	Mariah	221.549
5	2	Bobby Budde	Wagner	Okie	206.645
6	89	Bruce Bohannon	Miller Spec. M106	Pushy Galore	206.403
7	43	John Housely	Modified Cassutt	Aero Magic	205.632
8	57	Ray Sherwood	Cassutt III-M	Knotty Boy	201.681

1996 Formula One Heat 1A

Place	Race #	Pilot	AC Type	AC Name	Speed
1	3	Jon Sharp	Sharp DR-90	Nemesis	248.092
2	99	Dave Morss	Cassutt III-M	Sahara	237.195
3	44	Thomas Hauptman	Shoestring	Judy	232.395
4	96	Randy Howell	Grove Racer	Madder Maxx	232.114
5	39	Dan Gilbert	Gilbert DG-1	Shadow	231.793
6	4	Ray Cote	Grove Deluca OR7I	Alley Cat	227.885
7	36	Steve Myers	Myers-Kelly F-1D	Smiddy's Firefly	223.845
8	14	James Miller	Miller Special	Pushy Cat	219.221

1996 Formula One Heat 2C

Place	Race #	Pilot	AC Type	AC Name	Speed
1	43	John Housely	Modified Cassutt	Aero Magic	217.138
2	19	Scott Kuenzi	Cassutt	Okie Streaker	206.524
3	10	Bobby Budde	Cathaway R-5	El Bandito	206.276
4	17	Carl Swenson, Jr.	Cassutt III-M	Annie	205.381
5	27	Ray Sherwood	Cassutt III-M	Silver BB	197.786
6	29	William Nusz	Smith Cassutt	Baby Dragon	185.564
DNF	6	George Budde	Cassutt III-M	Okie Stroker	

1996 Formula One Heat 2B

Place	Race #	Pilot	AC Type	AC Name	Speed
1	89	Bruce Bohannon	Miller Spec. M106	Pushy Galore	231.817
2	11	David Hoover	Cassutt III-M	Frenzy	227.222
3	95	Gary Hubler	Cassutt III-M	Mariah	226.954
4	36	Steve Myers	Myers-Kelly F-1D	Smiddy's Firefly	216.718
5	2	Bobby Budde	Wagner	Okie	210.300
6	40	Patti Johnson	Jensen Cassutt	Miss USA	201.156
DNS	14	James Miller	Miller Special	Pushy Cat	

1996 Formula One Heat 2A

Place	Race #	Pilot	AC Type	AC Name	Speed
1	3	Jon Sharp	Sharp DR-90	Nemesis	249.883
2	99	Dave Morss	Cassutt III-M	Sahara	241.354
3	44	Thomas Hauptman	Shoestring	Judy	237.589
4	4	Ray Cote	Grove Deluca OR7I	Alley Cat	236.502
5	39	Dan Gilbert	Gilbert DG-1	Shadow	235.284
6	42	Kevin Kelly	Kelly F-1D	Barbara Jean 2	231.522
7	92	Eric Matheson	Cassutt III-M	Yellow Peril	225.189
8	96	Randy Howell	Grove Racer	Madder Maxx	219.136

1996 Formula One Bronze

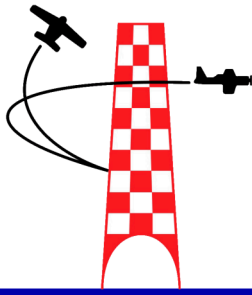
Place	Race #	Pilot	AC Type	AC Name	Speed
1	17	Carl Swenson, Jr.	Cassutt III-M	Annie	222.413
2	40	Patti Johnson	Jensen Cassutt	Miss USA	212.801
3	6	George Budde	Cassutt III-M	Okie Stroker	210.342
4	27	Ray Sherwood	Cassutt III-M	Silver BB	206.340
5	29	William Nusz	Smith Cassutt	Baby Dragon	192.518
DNF	14	James Miller	Miller Special	Pushy Cat	
DNS	57	Dave Morss	Cassutt III-M	Knotty Boy	

1996 Formula One Silver

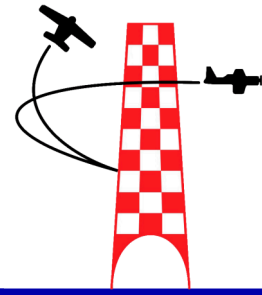
Place	Race #	Pilot	AC Type	AC Name	Speed
1	95	Gary Hubler	Cassutt III-M	Mariah	239.557
2	96	Randy Howell	Grove Racer	Madder Maxx	232.759
3	92	Eric Matheson	Cassutt III-M	Yellow Peril	229.650
4	36	Steve Myers	Myers-Kelly F-1D	Smiddy's Firefly	224.870
5	43	John Housely	Modified Cassutt	Aero Magic	216.956
6	2	George Budde	Wagner	Okie	212.796
7	19	Scott Kuenzi	Cassutt	Okie Streaker	201.176
8	10	Bobby Budde	Cathaway R-5	El Bandito	200.384

1996 Formula One Gold

Place	Race #	Pilot	AC Type	AC Name	Speed
1	3	Jon Sharp	Sharp DR-90	Nemesis	238.950
2	4	Ray Cote	Grove Deluca OR7I	Alley Cat	231.669
3	99	Dave Morss	Cassutt III-M	Sahara	230.205
4	44	Thomas Hauptman	Shoestring	Judy	229.691
5	39	Dan Gilbert	Gilbert DG-1	Shadow	227.301
6	89	Bruce Bohannon	Miller Spec. M106	Pushy Galore	222.093
7	42	Kevin Kelly	Kelly F-1D	Barbara Jean 2	221.500
8	11	David Hoover	Cassutt III-M	Frenzy	220.801



1996 Reno Air Races Biplane Racing Reports



1996 Biplane Qualifying

Place	Race #	Pilot	AC Type	AC Name	Speed
1	40	Patti Johnson	Boland/Mong	Full Tilt Boogie	216.431
2	21	Earl Allen	Pitts Racer	Class Action	205.582
3	88	Jim Smith, Jr.	Mong Sport	Glass Slipper	204.344
4	0	Stephen Brown	Pitts	Miss Reno Air	201.621
5	27	Norman Way	Pitts S-1	Magic	197.704
6	12	Charlie Greer	Pitts Special	Slo Poke	185.949
7	30	Michael Stubbs	Pitts S-1C	Patty Anne	184.236
8	16	Frank Jerant	Pitts S-1S	Reno Rabbit	183.001
9	13	Robert Jones	Pitts S-1S	One Arm Bandit	182.911
10	90	Guy Paquin	Mong Sport	Buzz Job	182.316
11	1	Jeffrey Lo	Pitts Special	Flyin Lo	178.479
12	7	Bonny Warner	Pitts Special	Madd Maxx	175.129
13	11	Charlie Chambers	Smith Mini	Stinger	174.938
14	20	Cris Ferguson	Pitts	Let Good Times Roll	173.474
15	39	Steve Deckard	Pitts S-1SM	Magnum	171.455
16	10	Del Schulte	Perkins-Pitts	Thunder Chicken	171.062
16	55	Ray Krasovich	Pitts S-1S	Ole Yeller	171.062
18	111	Bob Blackwood	Pitts S-1S	After Sex	167.655
19	62	Mike Harris	Pitts S-1S	Sonoma Red	166.806
20	25	Clifford Magee	Pitts S-1	Low Rent High Roller	163.948
21	95	Les Homan	Super Starduster	Dawn	162.261
22	3	David Rose	King Kong Mong	Thunder Bug	142.788
23	4	Earl Allen	Pilgram Prog Spec	Earl-E-Bird	121.630

1996 Biplane Heat 1C

Place	Race #	Pilot	AC Type	AC Name	Speed
1	95	Les Homan	Super Starduster	Dawn	168.300
2	111	Bob Blackwood	Pitts S-1S	After Sex	166.607
3	55	Ray Krasovich	Pitts S-1S	Ole Yeller	166.384
4	62	Mike Harris	Pitts S-1S	Sonoma Red	166.216
5	25	Clifford Magee	Pitts S-1	Low Rent High Roller	150.488
6	4	Earl Allen	Pilgram Prog Spec	Earl-E-Bird	113.228
DNF	3	David Rose	King Kong Mong	Thunder Bug	

1996 Biplane Heat 1B

Place	Race #	Pilot	AC Type	AC Name	Speed
1	90	Guy Paquin	Mong Sport	Buzz Job	176.154
2	20	Cris Ferguson	Pitts	Let Good Times Roll	173.732
3	10	Del Schulte	Perkins-Pitts	Thunder Chicken	171.945
4	1	Jeffrey Lo	Pitts Special	Flyin Lo	171.839
5	13	Robert Jones	Pitts S-1S	One Arm Bandit	171.041
6	7	Bonny Warner	Pitts Special	Madd Maxx	169.909
7	11	Charlie Chambers	Smith Mini	Stinger	169.114
8	39	Steve Deckard	Pitts S-1SM	Magnum	164.512

1996 Biplane Heat 1A

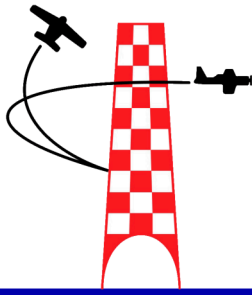
Place	Race #	Pilot	AC Type	AC Name	Speed
1	40	Patti Johnson	Boland/Mong	Full Tilt Boogie	214.130
2	88	Jim Smith, Jr.	Mong Sport	Glass Slipper	204.172
3	0	Stephen Brown	Pitts	Miss Reno Air	201.904
4	27	Norman Way	Pitts S-1	Magic	195.885
5	21	Earl Allen	Pitts Racer	Class Action	187.249
6	30	Michael Stubbs	Pitts S-1C	Patty Anne	183.885
7	16	Frank Jerant	Pitts S-1S	Reno Rabbit	182.541
8	12	Charlie Greer	Pitts Special	Slo Poke	181.984

1996 Biplane Bronze

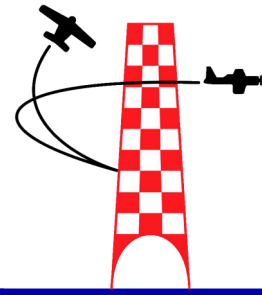
Place	Race #	Pilot	AC Type	AC Name	Speed
1	39	Steve Deckard	Pitts S-1SM	Magnum	170.515
2	62	Mike Harris	Pitts S-1S	Sonoma Red	167.570
3	55	Ray Krasovich	Pitts S-1S	Ole Yeller	167.444
4	25	Clifford Magee	Pitts S-1	Low Rent High Roller	153.589
5	3	David Rose	King Kong Mong	Thunder Bug	139.492
6	4	Earl Allen	Pilgram Prog Spec	Earl-E-Bird	104.431

1996 Biplane Gold

Place	Race #	Pilot	AC Type	AC Name	Speed
1	40	Patti Johnson	Boland/Mong	Full Tilt Boogie	212.811
2	21	Earl Allen	Pitts Racer	Class Action	204.849
3	88	Jim Smith, Jr.	Mong Sport	Glass Slipper	201.180
4	0	Stephen Brown	Pitts	Miss Reno Air	200.489
5	27	Norman Way	Pitts S-1	Magic	199.158
6	12	Charlie Greer	Pitts Special	Slo Poke	183.661
7	16	Frank Jerant	Pitts S-1S	Reno Rabbit	181.160
8	30	Michael Stubbs	Pitts S-1C	Patty Anne	180.931



1996 Reno Air Races T-6 Racing Reports



1996 T-6 Qualifying

Place	Race #	Pilot	AC Type	AC Name	Speed
1	86	Sherman Smoot	N. American	Bad Company	229.895
2	21	John Krawczyk	N. American	Mystical Power	228.114
3	75	Alfred Goss	N. American	Warlock	222.327
4	4	Gene McNeely	N. American	Four Play	222.052
5	77	Jim Good	SNJ-5	Wyoming Wildcatter	219.127
6	5	Jimmy Gist	N. American	Big Red	218.780
7	55	Fred Johnson	N. American	Miss Appropriation of Funds	217.614
8	37	Jim Bennett	N. American	Tinker Toy	217.114
9	8	Robert Jones	N. American	Crossings Aviation	216.773
10	9	Bud Granley	N. American	Lickety Split	216.225
11	22	Mary Dilda	N. American	Two of Hearts	211.665
12	44	Lee Oman	N. American	Six Shooter	209.346
13	7	Tom Dwelle, Jr.	N. American	Yankee Air Pirate	207.365
14	30	Bill Eberhardt	N. American	Archimedes	202.206
15	92	Steve Clegg	N. American	Miss Tress	200.469
16	50	Carl Penner	N. American	Big Wind	198.629
17	3	Dorel Graves, Jr.	N. American	Slo-Yeller	189.854

1996 T-6 Heat 1C

Place	Race #	Pilot	AC Type	AC Name	Speed
1	75	Alfred Goss	N. American	Warlock	216.241
2	5	Jimmy Gist	N. American	Big Red	214.829
3	8	Robert Jones	N. American	Crossings Aviation	212.577
4	44	Lee Oman	N. American	Six Shooter	205.036
5	92	Steve Clegg	N. American	Miss Tress	194.656
6	66	Thomas Martin	N. American		184.841

1996 T-6 Heat 1B

Place	Race #	Pilot	AC Type	AC Name	Speed
1	21	John Krawczyk	N. American	Mystical Power	221.182
2	77	Jim Good	SNJ-5	Wyoming Wildcatter	214.793
3	37	Jim Bennett	N. American	Tinker Toy	212.456
4	22	Mary Dilda	N. American	Two of Hearts	212.350
5	30	Bill Eberhardt	N. American	Archimedes	196.568
6	3	Dorel Graves, Jr.	N. American	Slo-Yeller	184.031

1996 T-6 Heat 1A

Place	Race #	Pilot	AC Type	AC Name	Speed
1	86	Sherman Smoot	N. American	Bad Company	226.207
2	4	Gene McNeely	N. American	Four Play	220.131
3	55	Fred Johnson	N. American	Miss Appropriation of Funds	212.516
4	9	Bud Granley	N. American	Lickety Split	209.488
5	7	Tom Dwelle, Jr.	N. American	Yankee Air Pirate	204.327
6	50	Carl Penner	N. American	Big Wind	199.396

1996 T-6 Heat 2C

Place	Race #	Pilot	AC Type	AC Name	Speed
1	22	Mary Dilda	N. American	Two of Hearts	208.389
2	50	Carl Penner	N. American	Big Wind	199.383
3	7	Tom Dwelle, Jr.	N. American	Yankee Air Pirate	199.272
4	92	Steve Clegg	N. American	Miss Tress	191.722
5	3	Dorel Graves, Jr.	N. American	Slo-Yeller	181.293
6	66	Thomas Martin	N. American		181.209

1996 T-6 Heat 2B

Place	Race #	Pilot	AC Type	AC Name	Speed
1	21	John Krawczyk	N. American	Mystical Power	221.942
2	4	Gene McNeely	N. American	Four Play	218.524
3	37	Jim Bennett	N. American	Tinker Toy	218.222
4	9	Bud Granley	N. American	Lickety Split	209.865
5	44	Lee Oman	N. American	Six Shooter	206.692
6	5	Jimmy Gist	N. American	Big Red	194.466

1996 T-6 Heat 2A

Place	Race #	Pilot	AC Type	AC Name	Speed
1	86	Sherman Smoot	N. American	Bad Company	222.735
2	75	Alfred Goss	N. American	Warlock	220.910
3	77	Jim Good	SNJ-5	Wyoming Wildcatter	214.460
4	55	Fred Johnson	N. American	Miss Appropriation of Funds	212.506
5	8	Robert Jones	N. American	Crossings Aviation	212.315
6	22	Mary Dilda	N. American	Two of Hearts	209.821

1996 T-6 Bronze

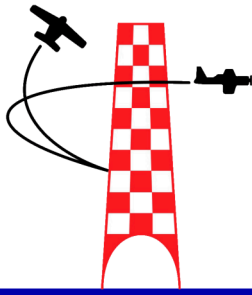
Place	Race #	Pilot	AC Type	AC Name	Speed
1	7	Tom Dwelle, Jr.	N. American	Yankee Air Pirate	207.883
2	50	Carl Penner	N. American	Big Wind	202.956
3	30	Bill Eberhardt	N. American	Archimedes	197.181
4	3	Dorel Graves, Jr.	N. American	Slo-Yeller	194.042
5	92	Steve Clegg	N. American	Miss Tress	193.724
6	66	Thomas Martin	N. American		188.207

1996 T-6 Silver

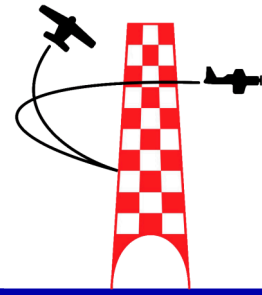
Place	Race #	Pilot	AC Type	AC Name	Speed
1	5	Jimmy Gist	N. American	Big Red	219.524
2	8	Robert Jones	N. American	Crossings Aviation	218.593
3	55	Fred Johnson	N. American	Miss Appropriation of Funds	216.621
4	9	Bud Granley	N. American	Lickety Split	215.237
5	22	Mary Dilda	N. American	Two of Hearts	214.940
6	44	Lee Oman	N. American	Six Shooter	211.246

1996 T-6 Gold

Place	Race #	Pilot	AC Type	AC Name	Speed
1	86	Sherman Smoot	N. American	Bad Company	221.677
2	75	Alfred Goss	N. American	Warlock	217.232
3	21	John Krawczyk	N. American	Mystical Power	216.878
4	4	Gene McNeely	N. American	Four Play	215.344
5	77	Jim Good	SNJ-5	Wyoming Wildcatter	208.997
6	37	Jim Bennett	N. American	Tinker Toy	207.572



1996 Reno Air Races T-28 Racing Reports



1996 T-28 Qualifying

Place	Race #	Pilot	AC Type	AC Name	Speed
1	33	Bruce Wallace	T-28	The Bear	293.493
2	28	Rick Raesz	T-28	Trojan	280.845
DNQ	29	Neil Anderson	T-28	Trojan	
DNQ	11	Dan Lawson	T-28	Skoshi 1	

1996 T-28 Heat 1A

Place	Race #	Pilot	AC Type	AC Name	Speed
1	28	Rick Raesz	T-28	Trojan	268.124
2	35	Neil Anderson	T-28	Trojan	267.227
3	11	Dan Lawson	T-28	Skoshi 1	266.071
4	33	Bruce Wallace	T-28	The Bear	261.146
5	863	John Herlihy	T-28		257.829

1996 T-28 Heat 2A

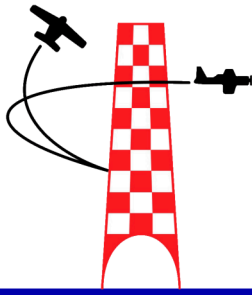
Place	Race #	Pilot	AC Type	AC Name	Speed
1	1	Dan Lawson	T-28	Skoshi 1	258.967
2	28	Rick Raesz	T-28	Trojan	258.402
3	33	Bruce Wallace	T-28	The Bear	256.638
4	35	Neil Anderson	T-28	Trojan	256.204
5	863	John Herlihy	T-28		255.964

1996 T-28 Heat 3A

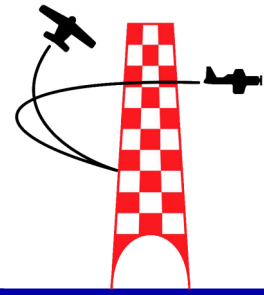
Place	Race #	Pilot	AC Type	AC Name	Speed
1	28	Rick Raesz	T-28	Trojan	263.198
2	11	Dan Lawson	T-28	Skoshi 1	262.993
3	863	John Herlihy	T-28		262.783
4	35	Neil Anderson	T-28	Trojan	262.573
5	33	Bruce Wallace	T-28	The Bear	261.403

1996 T-28 Gold

Place	Race #	Pilot	AC Type	AC Name	Speed
1	863	John Herlihy	T-28		263.312
2	35	Neil Anderson	T-28	Trojan	262.831
3	11	Dan Lawson	T-28	Skoshi 1	262.106
4	28	Rick Raesz	T-28	Trojan	261.160
5	33	Bruce Wallace	T-28	The Bear	245.544



1996 Reno Air Races Unlimited Racing Reports



1996 Unlimited Qualifying

Place	Race #	Pilot	AC Type	AC Name	Speed
1	77	John Penney	F8F-2 Bearcat	Rare Bear	491.266
2	4	David Price	P-51 Mustang	Dago Red	490.826
3	7	Bill Destefani	P-51D Mustang	Strega	465.516
4	55	Bob Hannah	F-51D Mustang	Voodoo Chile	444.065
5	66	Howard Pardue	Sea Fury	Fury	406.794
6	10	Tom Dwelle, Sr.	Sea Fury	Critical Mass	397.735
7	45	Bill Rheinschild	P-51D Mustang	Risky Business	395.866
8	19	Brian Sanders	Sea Fury		394.914
9	14	Howard Pardue	F8F-1 Bearcat	Bearcat	374.226
10	16	Lloyd Hamilton	Sea Fury	Baby Gorilla	374.056
11	11	Brent Hisey	P-51 Mustang	Miss America	370.513
12	22	Stu Eberhardt	P-51 Mustang	Merlin's Magic	369.971
13	9	Jimmy Leeward	P-51 Mustang	Cloud Dancer	369.347
14	204	David Price	F8F-1 Bearcat		360.474
15	181	Don Crowe	Sea Fury	Simply Magnificent	359.803
16	12	James Michaels	P-51 Mustang	Queen B	353.304
17	281	Dennis Sanders	Sea Fury		352.773
18	2	Thomas Camp	Yak 11	Maniyak	350.216
19	71	Robert Converse	P-51 Mustang	Huntress III	333.748
20	81	Rob Patterson	P-51 Mustang	Lady Jo	331.693
21	21	Joseph Thibodeau	P-51 Mustang	Crusader	322.968
22	29	Sam Richardson	Yakovlev 11/R 2000	Czech Ride	322.196
23	44	Dan Vance	P-51D Mustang	Sparky	310.476
24	52	Sherman Smoot	Yak 3		310.006
25	24	Steven Bolander	P-51D Mustang	Mary Bear	304.154
26	300	John Parker	Glasair	The Glasair!	294.663

1996 Unlimited Heat 1C

Place	Race #	Pilot	AC Type	AC Name	Speed
1	2	Thomas Camp	Yak 11	Maniyak	335.725
2	29	Sam Richardson	Yakovlev 11/R 2000	Czech Ride	310.773
3	81	Rob Patterson	P-51 Mustang	Lady Jo	298.415
4	52	Sherman Smoot	Yak 3		297.200
5	21	Joseph Thibodeau	P-51 Mustang	Crusader	296.722
6	71	Robert Converse	P-51 Mustang	Huntress III	293.401
7	44	Dan Vance	P-51D Mustang	Sparky	261.081

1996 Unlimited Heat 1B

Place	Race #	Pilot	AC Type	AC Name	Speed
1	22	Stu Eberhardt	P-51 Mustang	Merlin's Magic	360.850
2	9	Jimmy Leeward	P-51 Mustang	Cloud Dancer	360.385
3	204	David Price	F8F-1 Bearcat		347.063
4	11	Brent Hisey	P-51 Mustang	Miss America	346.878
5	181	Don Crowe	Sea Fury	Simply Magnificent	346.730
6	281	Dennis Sanders	Sea Fury		343.165
7	12	James Michaels	P-51 Mustang	Queen B	310.093

1996 Unlimited Heat 1A

Place	Race #	Pilot	AC Type	AC Name	Speed
1	55	Bob Hannah	F-51D Mustang	Voodoo Chile	406.254
2	45	Bill Rheinschild	P-51D Mustang	Risky Business	403.704
3	66	Nelson Ezell	Sea Fury	Fury	403.471
4	10	Tom Dwelle, Sr.	Sea Fury	Critical Mass	361.675
5	19	Brian Sanders	Sea Fury		368.833
6	16	C. J. Stephens	Sea Fury	Baby Gorilla	367.385
7	14	Howard Pardue	F8F-1 Bearcat	Bearcat	362.994

1996 Unlimited Heat 2C

Place	Race #	Pilot	AC Type	AC Name	Speed
1	29	Sam Richardson	Yakovlev 11/R 2000	Czech Ride	333.378
2	12	James Michaels	P-51 Mustang	Queen B	332.924
3	71	Robert Converse	P-51 Mustang	Huntress III	332.263
4	2	Thomas Camp	Yak 11	Maniyak	331.384
5	52	Sherman Smoot	Yak 3		324.522
6	21	Joseph Thibodeau	P-51 Mustang	Crusader	320.853
7	81	Rob Patterson	P-51 Mustang	Lady Jo	317.483
8	44	Dan Vance	P-51D Mustang	Sparky	312.202

1996 Unlimited Heat 2B

Place	Race #	Pilot	AC Type	AC Name	Speed
1	16	C. J. Stephens	Sea Fury	Baby Gorilla	374.684
2	22	Stu Eberhardt	P-51 Mustang	Merlin's Magic	374.512
3	14	Howard Pardue	F8F-1 Bearcat	Bearcat	362.080
4	181	Don Crowe	Sea Fury	Simply Magnificent	355.750
5	281	Dennis Sanders	Sea Fury		355.621
DNF	9	Jimmy Leeward	P-51 Mustang	Cloud Dancer	
DNS	11	Brent Hisey	P-51 Mustang	Miss America	
DNS	204	David Price	F8F-1 Bearcat		

1996 Unlimited Heat 2A

Place	Race #	Pilot	AC Type	AC Name	Speed
1	4	David Price	P-51 Mustang	Dago Red	479.929
2	7	Bill Destefani	P-51D Mustang	Strega	477.632
3	77	John Penney	F8F-2 Bearcat	Rare Bear	473.160
4	55	Bob Hannah	F-51D Mustang	Voodoo Chile	422.052
5	45	Bill Rheinschild	P-51D Mustang	Risky Business	416.959
6	66	Nelson Ezell	Sea Fury	Fury	400.628
7	19	Brian Sanders	Sea Fury		396.360
8	10	Tom Dwelle, Sr.	Sea Fury	Critical Mass	395.108

1996 Unlimited Bronze

Place	Race #	Pilot	AC Type	AC Name	Speed
1	11	Brent Hisey	P-51 Mustang	Miss America	365.258
2	9	Jimmy Leeward	P-51 Mustang	Cloud Dancer	365.067
3	21	Joseph Thibodeau	P-51 Mustang	Crusader	332.460
4	81	Rob Patterson	P-51 Mustang	Lady Jo	313.026
5	31	Art Vance		Million Dollar Baby	308.552
6	44	Dan Vance	P-51D Mustang	Sparky	265.347
DNF	52	Sherman Smoot	Yak 3		
DNS	204	David Price	F8F-1 Bearcat		

1996 Unlimited Silver

Place	Race #	Pilot	AC Type	AC Name	Speed
1	22	Stu Eberhardt	P-51 Mustang	Merlin's Magic	375.061
2	14	Howard Pardue	F8F-1 Bearcat	Bearcat	374.778
3	181	Don Crowe	Sea Fury	Simply Magnificent	361.808
4	281	Dennis Sanders	Sea Fury		352.196
5	2	Thomas Camp	Yak 11	Maniyak	349.882
6	12	James Michaels	P-51 Mustang	Queen B	345.249
7	29	Sam Richardson	Yakovlev 11/R 2000	Czech Ride	326.413
DNF	71	Robert Converse	P-51 Mustang	Huntress III	

1996 Unlimited Gold

Place	Race #	Pilot	AC Type	AC Name	Speed
1	7	Bill Destefani	P-51D Mustang	Strega	467.948
2	4	David Price	P-51 Mustang	Dago Red	460.557
3	66	Howard Pardue	Sea Fury	Fury	374.385
4	19	Brian Sanders	Sea Fury		367.424
5	16	Lloyd Hamilton	Sea Fury	Baby Gorilla	351.795
DNF	45	Bill Rheinschild	P-51D Mustang	Risky Business	
DNF	77	John Penney	F8F-2 Bearcat	Rare Bear	
DNF	55	Bob Hannah	F-51D Mustang	Voodoo Chile	
