


# 1993 Reno Air Races

## Formula One Racing Reports



### 1993 Formula One Qualifying

Place	Race #	Pilot	AC Type	AC Name	Speed
1	3	Jon Sharp		Nemesis	254.223
2	14	James Miller		Pushy Cat	248.358
3	69	Troy Channing		Miss Reno	236.602
4	44	Thomas Hauptman		Judy	233.688
5	55	Bill Larson		Pocket Rocket	232.959
6	95	Gary Hubler		Mariah	232.282
7	4	William Ippolito		Halley Cat	231.609
8	89	Bruce Bohannon		Pushy Galore	230.513
9	63	Alberto Rossi		Chico Puro	222.983
10	17	Carl Swenson		Annie	222.629
11	10	Bobby Budde		El Bandito	222.452
12	43	John Housley		Aero Magic	220.872
13	77	Brian Dempsey		Super Spook	217.314
14	6	George Budde		Okie Streaker	215.889
15	57	Rick Todd		Knotty Boy	213.501
16	30	Bryan Richardson		Half Fast	212.771
17	92	Eric Matheson		Yellow Peril	211.885
18	24	Greg Doster		Spud Runner	203.897
19	13	IB Hansen		Sue	194.984
20	42	Kevin Kelly		Barbara Jean	187.695
21	41	Madelaine Kenney		Fandango	187.005
22	50	Patrick Rediker		Scarlet Screamer	177.686
23	99	Dave Morss		Fast Lane Exit	176.065
24	73	Stephen Myers		Boxcar	169.277
DNQ	19	George Budde		Okie Streaker	

---

## 1993 Formula One Heat 1C

Place	Race #	Pilot	AC Type	AC Name	Speed
1	92	Eric Matheson		Yellow Peril	208.317
2	41	Madelaine Kenney		Fandango	191.047
3	13	IB Hansen		Sue	190.586
4	99	Dave Morss		Fast Lane Exit	187.742
5	42	Kevin Kelly		Barbara Jean	187.120
6	50	Patrick Rediker		Scarlet Screamer	165.680
7	73	Stephen Myers		Boxcar	157.000
DNF	24	Greg Doster		Spud Runner	

---

## 1993 Formula One Heat 1B

Place	Race #	Pilot	AC Type	AC Name	Speed
1	43	John Housley		Aero Magic	211.106
2	77	Brian Dempsey		Super Spook	203.879
3	6	George Budde		Okie Streaker	203.520
4	30	Bryan Richardson		Half Fast	199.335
5	92	Eric Matheson		Yellow Peril	199.064
6	57	Rick Todd		Knotty Boy	197.972
7	17	Carl Swenson, Jr.		Annie	169.393
DNF	63	Alberto Rossi		Chico Puro	
DNS	10	Bobby Budde		El Bandito	

---

## 1993 Formula One Heat 1A

Place	Race #	Pilot	AC Type	AC Name	Speed
1	3	Jon Sharp		Nemesis	255.257
2	14	James Miller		Pushy Cat	242.504
3	89	Bruce Bohannon		Pushy Galore	237.178
4	95	Gary Hubler		Mariah	235.573
5	44	Thomas Hauptman		Judy	235.424
6	4	William Ippolito		Alley Cat	231.107
7	55	Bill Larson		Pocket Rocket	228.218
8	69	Troy Channing		Miss Reno	213.943

---

---

## 1993 Formula One Heat 2C

Place	Race #	Pilot	AC Type	AC Name	Speed
1	63	Alberto Rossi		Chico Puro	236.785
2	10	Bobby Budde		El Bandito	202.082
3	24	Greg Doster		Spud Runner	199.543
4	17	Carl Swenson, Jr.		Annie	195.336
5	99	Dave Morss		Fast Lane Exit	180.662
6	50	Patrick Rediker		Scarlet Screamer	170.090
7	73	Stephen Myers		Boxcar	149.689
DNS	42	Kevin Kelly		Barbara Jean	

---

## 1993 Formula One Heat 2B

Place	Race #	Pilot	AC Type	AC Name	Speed
1	43	John Housley		Aero Magic	208.550
2	6	George Budde		Okie Streaker	204.892
3	77	Brian Dumpsey		Super Spook	204.680
4	92	Eric Matheson		Yellow Peril	198.875
5	30	Bryan Richardson		Half Fast	197.710
6	57	Rick Todd		Knotty Boy	191.570
7	41	Madelaine Kenney		Fandango	185.017
8	13	IB Hansen		Sue	180.892

---

## 1993 Formula One Heat 2A

Place	Race #	Pilot	AC Type	AC Name	Speed
1	3	Jon Sharp		Nemesis	250.703
2	14	James Miller		Pushy Cat	242.010
3	89	Bruce Bohannon		Pushy Galore	234.120
4	95	Gary Hubler		Mariah	230.149
5	44	Thomas Hauptman		Judy	229.929
6	4	William Ippolito		Alley Cat	228.879
7	69	Troy Channing		Miss Reno	223.443
8	55	Bill Larson		Pocket Rocket	214.503

---

---

## 1993 Formula One Bronze

Place	Race #	Pilot	AC Type	AC Name	Speed
1	57	Rick Todd		Knotty Boy	207.329
2	17	Carl Swenson, Jr.		Annie	207.084
3	41	Madelaine Kenney		Fandango	195.730
4	13	IB Hansen		Sue	192.437
5	42	Kevin Kelly		Barbara Jean	186.142
6	50	Patrick Rediker		Scarlet Screamer	174.459
7	73	Stephen Myers		Boxcar	153.426
DNF	99	Dave Morss		Fast Lane Exit	

---

## 1993 Formula One Silver

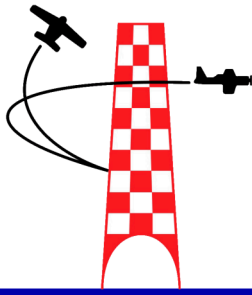
Place	Race #	Pilot	AC Type	AC Name	Speed
1	6	George Budde		Okie Streaker	212.111
2	92	Eric Matheson		Yellow Peril	211.975
3	10	Bobby Budde		El Bandito	211.151
4	77	Brian Dempsey		Super Spook	210.823
5	55	Bill Larson		Pocket Rocket	210.758
6	43	John Housley		Aero Magic	208.530
7	30	Bryan Richardson		Half Fast	204.172
8	24	Greg Doster		Spud Runner	203.061

---

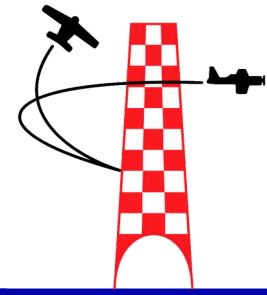
## 1993 Formula One Gold

Place	Race #	Pilot	AC Type	AC Name	Speed
1	3	Jon Sharp		Nemesis	246.849
2	63	Alberto Rossi		Chico Puro	233.859
3	14	James Miller		Pushy Cat	233.554
4	4	William Ippolito		Alley Cat	227.682
5	44	Thomas Hauptman		Judy	227.111
6	95	Gary Hubler		Mariah	225.113
7	69	Troy Channing		Miss Reno	220.687
DNF	89	Bruce Bohannon		Pushy Galore	

---



# 1993 Reno Air Races Biplane Racing Reports



## 1993 Biplane Qualifying

Place	Race #	Pilot	AC Type	AC Name	Speed
1	40	Patti Nelson		Full Tilt Boogie	211.765
2	33	Rondal Cox		Wild Thing	204.195
3	88	Jim Smith		Glass Slipper	195.906
4	69	Earl Allen		Legal Eagle	195.495
5	30	Michael Stubbs		Patty Anne	186.912
6	27	Norman Way		Magic	183.091
7	1	Mike Penketh		My Pitts	181.488
8	90	Guy Pacquin		Buzz Job	179.625
9	0	Stephen Brown		Tonopah Low II	179.394
10	111	Bob Blackwood		Blacked Out	175.706
11	2	Wes Selvidge		Slick	174.637
12	28	Mike Davis		G-Whiz	174.121
13	12	Charlie Greer		Slo Poke	173.905
14	15	Buck Bateson		Ace of Diamonds	173.447
15	17	Mike Kinslow		Smoke N' Noise	172.326
16	50	Juan Browne		Humm Baby	170.749
17	10	Ed Enefer		Thunder Chicken	170.645
18	29	Dennis Brown		Cinful	169.688
19	97	David Rose		Good Buddy	168.133
20	8	Roger Rourke		Eight Ball	167.881
21	11	Charles Chambers		Stinger	167.204
22	20	Cris Ferguson		Let Good Times Roll	164.333
23	25	Cliff Magee		Low Rent High Roller	164.285
24	16	Frank Jerant		Reno Rabbit	157.935
25	3	Mike O'Brien		Doo Dah	150.121

---

## 1993 Biplane Heat 1C

Place	Race #	Pilot	AC Type	AC Name	Speed
1	10	Ed Enefer		Thunder Chicken	171.276
2	29	Dennis Brown		Cinful	170.375
3	97	David Rose		Good Buddy	168.503
4	20	Cris Ferguson		Let Good Times Roll	167.786
5	8	Roger Rourke		Eight Ball	162.794
6	11	Charlie Chambers		Stinger	162.082
7	25	Clifford Magee		Low Rent High Roller	157.309
8	16	Frank Jerant		Reno Rabbit	151.662

---

## 1993 Biplane Heat 1B

Place	Race #	Pilot	AC Type	AC Name	Speed
1	0	Stephen Brown		Tonopah Low II	178.258
2	111	Bob Blackwood		Blacked Out	174.528
3	2	Wes Selvidge		Slick	172.645
4	28	Michael Davis		G-Whiz	172.304
5	12	Charlie Greer		Slo Poke	170.095
6	17	Mike Kinslow		Smoke N' Noise	169.997
7	15	Buck Bateson		Ace Of Diamonds	168.660
8	50	Juan Browne		Humm Baby	164.246

---

## 1993 Biplane Heat 1A

Place	Race #	Pilot	AC Type	AC Name	Speed
1	40	Patti Nelson		Full Tilt Boogie	212.569
2	33	Rondal Cox		Wild Thing	201.013
3	88	Jim Smith		Glass Slipper	195.611
4	69	Earl Allen		Legal Eagle	184.454
5	27	Norman Way		Magic	181.153
6	90	Guy Pacquin		Buzz Job	180.064
7	30	Michael Stubbs		Patty Anne	178.275
8	1	Mike Penketh		My Pitts	177.152

---

---

## 1993 Biplane Bronze

Place	Race #	Pilot	AC Type	AC Name	Speed
1	15	Buck Bateson		Ace Of Diamonds	172.822
2	97	David Rose		Good Buddy	164.756
3	20	Cris Ferguson		Let Good Times Roll	163.900
4	50	Juan Browne		Humm Baby	163.792
5	8	Roger Rourke		Eight Ball	160.858
6	11	Charlie Chambers		Stinger	160.620
7	25	Clifford Magee		Low Rent High Roller	156.979
8	16	Frank Jerant		Reno Rabbit	150.673

---

## 1993 Biplane Silver

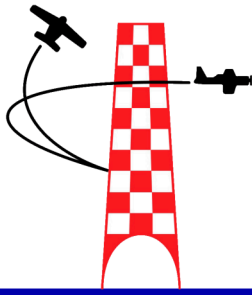
Place	Race #	Pilot	AC Type	AC Name	Speed
1	1	Mike Penketh		My Pitts	182.098
2	111	Bob Blackwood		Blacked Out	175.909
3	12	Charlie Greer		Slo Poke	175.748
4	2	Wes Selvidge		Slick	175.038
5	28	Michael Davis		G-Whiz	172.569
6	17	Mike Kinslow		Smoke N' Noise	171.490
7	10	Ed Enefer		Thunder Chicken	170.294
8	29	Dennis Brown		Cinful	168.737

---

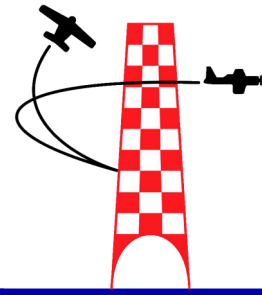
## 1993 Biplane Gold

Place	Race #	Pilot	AC Type	AC Name	Speed
1	40	Patti Nelson		Full Tilt Boogie	208.466
2	33	Rondal Cox		Wild Thing	202.490
3	69	Earl Allen		Legal Eagle	193.680
4	88	Jim Smith		Glass Slipper	190.635
5	27	Norman Way		Magic	182.321
6	30	Michael Stubbs		Patty Anne	178.569
7	90	Guy Pacquin		Buzz Job	180.421
8	0	Stephen Brown		Tonopah Low II	168.391

---



# 1993 Reno Air Races T-6 Racing Reports



## 1993 T-6 Qualifying

Place	Race #	Pilot	AC Type	AC Name	Speed
1	4	R.J.Twombly			230.249
2	89	Joe Hartung		Boomer	227.162
3	27	Eddie Van Fossen		Miss TNT	226.904
4	90	Gene McNeely		Undecided	225.085
5	75	Alfred Goss		Warlock	224.186
6	21	Charles Hutchins		Mystical Power	223.711
7	86	Sherman Smoot		Bad Company	223.044
8	18	Randy Difani		Thunderbolt	222.354
9	77	Jim Good		Wyoming Wildcatter	221.095
10	6	Nick Macy		Six-Cat	220.796
11	5	Jerry McDonald		Big Red	219.207
12	2	Charlie Beck		Honest Entry	216.878
13	99	John Luther		Texas Red	214.624
14	55	Fred Johnson, Jr.		Miss Appropriation	213.046
15	8	Robert Jones		Phoenix	209.468
16	7	Tom Dwelle, Jr.		Yankee Air Pirate	207.869
17	71	John Krawczyk		The Company Store	207.604
18	39	Ray Dieckman		Rainbow Slug	198.147
19	64	Keith McMann		Thinking	197.667
20	48	Dorel Graves		Slo Yeller	197.212



---

## 1993 T-6 Heat 1C

Place	Race #	Pilot	AC Type	AC Name	Speed
1	27	Eddie Van Fossen		Miss TNT	227.019
2	21	Charles Hutchins		Mystical Power	223.516
3	77	Jim Good		Wyoming Wildcatter	217.748
4	8	Robert Jones		Phoenix	207.480
5	2	Charles Beck		Honest Entry	207.384
6	39	Ray Dieckman		Rainbow Slug	190.131

---

## 1993 T-6 Heat 1B

Place	Race #	Pilot	AC Type	AC Name	Speed
1	75	Alfred Goss		Warlock	228.742
2	89	Joe Hartung		Boomer	226.149
3	18	Randy Difani		Thunderbolt	222.437
4	5	Jerry McDonald		Big Red	220.509
5	55	Fred Johnson, Jr.		Miss Appropriation	212.728
6	71	John Krawczyk		The Company Store	203.305

---

## 1993 T-6 Heat 1A

Place	Race #	Pilot	AC Type	AC Name	Speed
1	90	Gene McNeely		Undecided	221.734
2	86	Sherman Smoot		Bad Company	218.551
3	6	Nick Macy		Six Cat	218.444
4	41	R.J. Twombly			207.087
5	99	John Luther		Texas Red	205.783
6	7	Tom Dwelle, Jr.		Yankee Air Pirate	204.215

---

---

## 1993 T-6 Heat 2C

Place	Race #	Pilot	AC Type	AC Name	Speed
1	64	Keith McMann		Thinking	201.377
2	48	Dorel Graves		Slo-Yeller	198.060
3	71	John Krawczyk		The Company Store	197.937
4	7	Tom Dwelle, Jr.		Yankee Air Pirate	197.841
5	77	Jim Good		Wyoming Wildcatter	197.719
6	39	Ray Dieckman		Rainbow Slug	192.718

---

## 1993 T-6 Heat 2B

Place	Race #	Pilot	AC Type	AC Name	Speed
1	21	Charles Hutchins		Mystical Power	226.680
2	18	Randy Difani		Thunderbolt	220.715
3	89	Joe Hartung		Boomer	220.530
4	6	Nick Macy		Six Cat	219.743
5	90	Gene McNeely		Undecided	218.802
6	8	Robert Jones		Phoenix	207.836

---

## 1993 T-6 Heat 2A

Place	Race #	Pilot	AC Type	AC Name	Speed
1	27	Eddie Van Fossen		Miss TNT	228.852
2	75	Alfred Goss		Warlock	226.270
3	41	R.J. Twombly			221.543
4	77	Jim Good		Wyoming Wildcatter	220.525
5	86	Sherman Smoot		Bad Company	216.925
6	5	Jerry McDonald		Big Red	216.616

---

---

## 1993 T-6 Bronze

Place	Race #	Pilot	AC Type	AC Name	Speed
1	2	Charles Beck		Honest Entry	215.231
2	99	John Luther		Texas Red	208.380
3	55	Fred Johnson, Jr.		Miss Appropriation	208.133
4	7	Tom Dwelle, Jr.		Yankee Air Pirate	206.877
5	71	John Krawczyk		The Company Store	203.683
6	39	Ray Dieckman		Rainbow Slug	194.428

---

## 1993 T-6 Silver

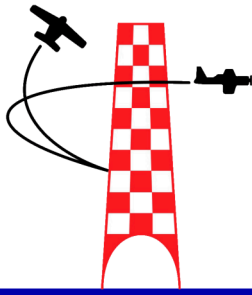
Place	Race #	Pilot	AC Type	AC Name	Speed
1	90	Gene McNeely		Undecided	224.139
2	77	Jim Good		Wyoming Wildcatter	223.925
3	6	Nick Macy		Six Cat	221.432
4	5	Jerry McDonald		Big Red	218.460
5	86	Sherman Smoot		Bad Company	217.526
6	8	Robert Jones		Phoenix	207.780

---

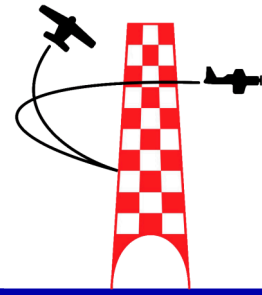
## 1993 T-6 Gold

Place	Race #	Pilot	AC Type	AC Name	Speed
1	27	Eddie Van Fossen		Miss TNT	226.885
2	89	Joe Hartung		Boomer	223.012
3	21	Charles Hutchins		Mystical Power	222.593
4	75	Alfred Goss		Warlock	221.810
5	41	R.J. Twombly			218.957
6	18	Randy Difani		Thunderbolt	212.186

---



# 1993 Reno Air Races Unlimited Racing Reports



## 1993 Unlimited Qualifying

Place	Race #	Pilot	AC Type	AC Name	Speed
1	7	Bill Destefani		Strega	452.940
2	8	Dennis Sanders		Dreadnought	436.921
3	101	Bob Yancey		Yak 11	434.379
4	55	Delbert Williams		Pegasus	429.272
5	4	Alan Preston		Dago Red	427.430
6	1	Kevin Eldridge		All Coast Super Corsair	426.155
7	45	Bill Rheinschild		Risky Business	424.888
8	56	William Speer		Deja Vu	409.124
9	28	Gary Levitz		Platinum Plus	406.140
10	66	Howard Pardue		Sea Fury	403.101
11	71	Robert Converse		Huntress III	376.542
12	22	Stu Eberhardt		Merlin's Magic	376.455
13	10	Tom Dwelle		Critical Mass	375.982
14	924	Brian Sanders			370.973
15	16	Lloyd Hamilton		Baby Gorilla	363.263
16	14	Howard Pardue		Bearcat	361.664
17	39	Skip Holm		The Healer	361.147
18	181	Don Crowe		Simply Magnificent	354.677
19	81	Robert Patterson		Lady Jo	340.809
20	11	Daivd Price		Miss America	337.866
21	49	David Price		Cottonmouth	335.485
22	13	Lefty Gardner		White Lightning	329.300
23	99	Ted Contri		Sizzlin' Liz	328.904
24	58	Thomas Camp		Maniyak	307.513
25	47	Bill Klaers		Damn Yankee	302.224
26	40	Alan Wojciak		The Jacky C	314.217

---

## 1993 Unlimited Heat 1C

Place	Race #	Pilot	AC Type	AC Name	Speed
1	49	David Price		Cottonmouth	341.181
2	13	Lefty Gardner		White Lightning	327.397
3	99	Ted Contri		Sizzlin' Liz	309.710
4	58	Thomas Camp		Maniyak	306.728
5	40	Alan Wojciak		The Jacky C	299.002
6	47	Bill Klaers		Damm Yankee	296.564

---

## 1993 Unlimited Heat 1B

Place	Race #	Pilot	AC Type	AC Name	Speed
1	11	David Price		Miss America	371.750
2	16	Lloyd Hamilton		Baby Gorilla	363.417
3	924	Brian Sanders			350.135
4	181	Don Crowe		Simply Magnificent	341.559
5	14	Howard Pardue		Bearcat	339.957
6	39	Skip Holm		The Healer	321.267
7	81	Robert Patterson		Lady Jo	267.657

---

## 1993 Unlimited Heat 1A

Place	Race #	Pilot	AC Type	AC Name	Speed
1	45	Bill Rheinschild		Risky Business	403.274
2	28	Gary Levitz		Platinum Plus	392.344
3	66	Howard Pardue		Sea Fury	392.204
4	10	Tom Dwelle		Critical Mass	388.977
5	56	William Speer		Deja Vu	367.838
6	22	Stu Eberhardt		Merlin's Magic	340.998
7	71	Robert Converse		Huntress III	338.533

---

---

## 1993 Unlimited Heat 2C

Place	Race #	Pilot	AC Type	AC Name	Speed
1	924	Brian Sanders			363.444
2	16	Lloyd Hamilton		Baby Gorilla	363.223
3	14	Howard Pardue		Bearcat	351.973
4	39	Skip Holm		The Healer	334.297
5	49	David Price		Cottonmouth	333.697
6	81	Robert Patterson		Lady Jo	289.962
DNF	181	Don Crowe		Simply Magnificent	

---

## 1993 Unlimited Heat 2B

Place	Race #	Pilot	AC Type	AC Name	Speed
1	56	William Speer		Deja Vu	408.759
2	28	Gary Levitz		Platinum Plus	405.022
3	71	Robert Converse		Huntress III	361.747
4	11	David Price		Miss America	357.221
5	22	Stu Eberhardt		Merlin's Magic	347.066
DNF	10	Tom Dwelle		Critical Mass	
DNF	66	Howard Pardue		Sea Fury	

---

## 1993 Unlimited Heat 2A

Place	Race #	Pilot	AC Type	AC Name	Speed
1	7	Bill Destefani		Strega	440.179
2	8	Dennis Sanders		Dreadnought	439.845
3	4	Alan Preston		Dago Red	431.499
4	45	Bill Rheinshild		Risky Business	425.346
5	101	Robert Yancey		Yak 11	406.174
6	55	Delbert Williams		Pegasus	356.440
DNF	1	Kevin Eldridge		All Coast Super Corsair	

---

---

## 1993 Unlimited Heat 3C

Place	Race #	Pilot	AC Type	AC Name	Speed
1	39	Skip Holm		The Healer	319.187
2	99	Ted Contri		Sizzlin' Liz	317.322
3	13	Lefty Gardner		White Lighting	310.081
4	58	Thomas Camp		Maniyak	304.051
5	81	Robert Patterson		Lady Jo	300.451
6	40	Alan Wojciak		The Jacky C	299.665
7	49	David Price		Cottonmouth	299.120
8	47	Bill Klaers		Damn Yankee	286.020

---

## 1993 Unlimited Heat 3B

Place	Race #	Pilot	AC Type	AC Name	Speed
1	66	Nelson Ezell		Sea Fury	386.257
2	28	Gary Levitz		Platinum Plus	370.033
3	14	Howard Purdue		Bearcat	369.181
4	11	David Price		Miss America	367.078
5	16	C. J. Stephens		Baby Gorilla	359.239
6	71	Robert Converse		Huntress III	334.472
DNF	22	Stu Eberhardt		Merlin's Magic	
DNF	924	Brian Sanders			

---

## 1993 Unlimited Heat 3A

Place	Race #	Pilot	AC Type	AC Name	Speed
1	7	Bill Destefani		Strega	442.948
2	8	Dennis Sanders		Dreadnought	440.346
3	101	Robert Yancey		Yak 11	423.046
4	45	Bill Rheinschild		Risky Business	420.717
5	1	Kevin Eldridge		All Coast Super Cosair	377.522
6	56	William Speer		Deja Vu	364.901
7	55	Delbert Williams		Pegasus	346.136
DNF	4	Alan Preston		Dago Red	

---

---

## 1993 Unlimited Bronze

Place	Race #	Pilot	AC Type	AC Name	Speed
1	49	David Price		Cottonmouth	335.554
2	81	Robert Patterson		Lady Jo	323.438
3	13	Lefty Gardner		White Lightning	320.317
4	58	Thomas Camp		Maniyak	300.561
5	47	Bill Klaers		Damm Yankee	290.997
6	40	Alan Wojciak		The Jacky C	298.053
DNS	10	Tom Dwelle		Critical Mass	

---

## 1993 Unlimited Silver

Place	Race #	Pilot	AC Type	AC Name	Speed
1	11	David Price		Miss America	425.562
2	28	Gary Levitz		Platinum Plus	388.196
3	14	Howard Pardue		Bearcat	380.009
4	16	Lloyd Hamilton		Baby Gorilla	362.402
5	22	Stu Eberhardt		Merlin's Magic	361.281
6	924	Brian Sanders			358.855
7	71	Robert Converse		Huntress III	349.444
8	39	Skip Holm		The Healer	311.489
9	99	Ted Contri		Sizzlin' Liz	310.426

---

## 1993 Unlimited Gold

Place	Race #	Pilot	AC Type	AC Name	Speed
1	7	Bill Destefani		Strega	455.380
2	8	Brian Sanders		Dreadnought	450.619
3	101	Bob Yancey		Yak 11	439.543
4	45	Bill Rheinschild		Risky Business	436.942
5	1	Kevin Eldridge		All Coast Super Corsair	418.656
6	66	Howard Pardue		Sea Fury	406.712
7	56	William Speer		Deja Vu	399.870
DNF	55	Delbert Williams		Pegasus	
DNS	4	Alan Preston		Dago Red	

---