


1990 Reno Air Races

Formula One Racing Reports



1990 Formula One Qualifying

Place	Race #	Pilot	AC Type	AC Name	Speed
1	55	Jim Bumford		Bummer's Bullet	244.081
2	14	James Miller		Pushy Cat	241.553
3	44	Hep Porter		Sitting Duck	241.189
4	96	Daniel Gray		F/X	228.817
5	69	Don Beck		Miss Reno	225.272
6	43	Hep Porter		Aero Magic	224.189
7	95	Gary Hubler		Miriah	222.011
8	77	Vince Kirol		Super Spook	221.835
9	4	William Ippolito		Alley Cat	221.309
10	17	Carl Swenson, Jr.		Annie	218.076
11	10	Bobby Budde		El Bandito	217.187
12	89	Bruce Bohannon		Pushy Galore	215.806
13	21	Deke Slayton		Stinger	215.515
14	87	Katherine Gray		Pogo	215.391
15	19	George Budde		Okie Streaker	207.602
16	24	Dave Morss		Woodstock	205.771
17	99	Dave Morss		Fast Lane Exit	205.620
18	20	George Budde		Diamond Back	186.011
19	62	Alberto Rossi		Chico Puro	185.610
20	66	Dave Morss		Video Cassutt	184.296
21	30	Bryan Richardson		Half Fast	183.421
22	27	Ray Sherwood		Silver Bb	179.193
23	56	Rick Todd		Titch N Ash	176.315
DNQ	64	Dainel Gilbert			

1990 Formula One Heat 1C

Place	Race #	Pilot	AC Type	AC Name	Speed
1	62	Alberto Rossi		Chico Puro	192.557
2	66	Dave Morss		Video Cassutt	183.692
3	30	Bryan Richardson		Half Fast	180.818
4	20	George Budde		Diamond Back	173.730
5	56	Rick Todd		Titch N Ash	171.320
6	27	Ray Sherwood		Silver BB	168.043
DNS	99	Dave Morss		Fast Lane Exit	

1990 Formula One Heat 1B

Place	Race #	Pilot	AC Type	AC Name	Speed
1	89	Bruce Bohannon		Pushy Galore	218.352
2	21	Deke Slayton		Stinger	214.688
3	17	Carl Swenson, Jr.		Annie	205.530
4	10	Bobby Budde		El Bandito	204.172
5	87	Katherine Gray		Pogo	200.924
6	19	George Budde		Okie Streaker	196.051
7	24	Dave Morss		Woodstock	189.204
8	4	William Ippolito		Alley Cat	178.321

1990 Formula One Heat 1A

Place	Race #	Pilot	AC Type	AC Name	Speed
1	14	James Miller		Pushy Cat	230.187
2	44	Hep Porter		Sitting Duck	226.473
3	55	Jim Bumford		Bummer's Bullet	224.127
4	69	Don Beck		Miss Reno	220.976
5	96	Daniel Gray		F/X	215.941
6	77	Vince Kirol		Super Spook	209.589
7	43	Katherine Gray		Aero Magic	207.257
8	95	Gary Hubler		Mariah	199.806

1990 Formula One Heat 2C

Place	Race #	Pilot	AC Type	AC Name	Speed
1	4	Ray Cote		Alley Cat	225.845
2	99	Dave Morss		Fast Lane Exit	199.115
3	30	Bryan Richardson		Half Fast	177.525
4	27	Ray Sherwood		Silver BB	172.553
5	56	Rick Todd		Titch N Ash	167.873
6	66	Kenny Madelaine		Video Cassutt	164.337
7	20	George Budde		Diamond Back	135.437

1990 Formula One Heat 2B

Place	Race #	Pilot	AC Type	AC Name	Speed
1	43	Hep Porter		Aero Magic	225.612
2	95	Gary Hubler		Miriah	214.375
3	17	Carl Swenson, Jr.		Annie	213.955
4	10	Bobby Budde		El Bandito	212.392
5	87	Katherine Gray		Pogo	212.297
6	62	Alberto Rossi		Chico Puro	203.972
7	24	Dave Morss		Woodstock	201.150
DNF	19	George Budde		Okie Streaker	

1990 Formula One Heat 2A

Place	Race #	Pilot	AC Type	AC Name	Speed
1	14	James Miller		Pushy Cat	232.548
2	44	Hep Porter		Sitting Duck	228.653
3	55	Jim Bumford		Bummer's Bullet	223.161
4	69	Don Beck		Miss Reno	219.696
5	96	Daniel Gray		F/X	214.390
6	89	Bruce Bohannon		Pushy Galore	211.116
7	77	Vince Kirol		Super Spook	208.056
8	21	Deke Slayton		Stinger	207.964

1990 Formula One Bronze

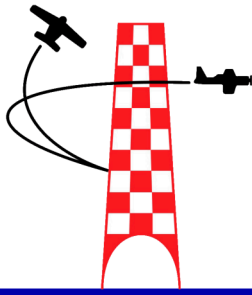
Place	Race #	Pilot	AC Type	AC Name	Speed
1	99	Dave Morss		Fast Lane Exit	207.290
2	56	Rick Todd		Titch N Ash	173.747
3	66	Madelaine Kenney		Video Cassutt	173.037
4	20	George Budde		Diamond Back	169.197
5	30	Bryan Richardson		Half Fast	167.783
6	27	Ray Sherwood		Silver BB	174.117

1990 Formula One Silver

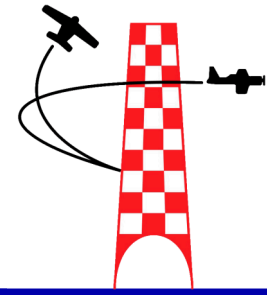
Place	Race #	Pilot	AC Type	AC Name	Speed
1	77	Vince Kirol		Super Spook	215.427
2	89	Bruce Bohannon		Pushy Galore	214.098
3	21	Deke Slayton		Stinger	214.011
4	87	Katherine Gray		Pogo	207.872
5	17	Carl Swenson, Jr.		Annie	204.414
6	10	Bobby Budde		El Bandito	204.251
7	99	Dave Morss		Fast Lane Exit	202.675
DNF	62	Alberto Rossi		Chico Puro	

1990 Formula One Gold

Place	Race #	Pilot	AC Type	AC Name	Speed
1	14	James Miller		Pushy Cat	237.405
2	44	Hep Porter		Sitting Duck	237.084
3	55	Jim Bumford		Bummer's Bullet	233.847
4	4	Ray Cote		Alley Cat	230.039
5	69	Don Beck		Miss Reno	225.017
6	96	Daniel Gray		F/X	224.228
7	43	Katherine Gray		Aero Magic	217.779
8	95	Gary Hubler		Miriah	211.825



1990 Reno Air Races Biplane Racing Reports



1990 Biplane Qualifying

Place	Race #	Pilot	AC Type	AC Name	Speed
1	91	Danny Mortensen		Amsoil Pacific Flyer	188.073
2	1	Mike Penketh		My Pitts	181.077
3	111	Dave Morss			176.928
4	55	Drew Detsch		Uno	176.426
5	90	Guy Paquin		Buzz Job	174.583
6	69	Sam Maxwell		Legal Eagle	173.959
7	11	Douglas Kempf		Bully Bee	169.971
8	17	Mike Kinslow		Smoke N' Noise	168.260
9	20	Cris Ferguson		Let Good Times Roll	168.007
10	62	Mike Harris		Sonoma Red	167.680
11	10	Ed Enefer		Thunder Chicken	166.459
12	6	Robert Hugo		A Taste Of Honey	166.409
13	15	Buck Bateson		Ace Of Diamonds	166.384
14	50	James Smith		Humm Baby	165.891
15	30	Michael Stubbs		Casey	164.236
16	29	Dennis Brown		Scarlet	160.447
17	16	Tex Sprawls		Silver Arrow	158.404
18	9	John Helton		Spirit Of Flabob	158.113
19	0	Stan Brown		Washoe Zephyr	157.668
20	0	Stephen Brown		Tonopah Low	149.042
21	3	Mike O'Brien		Doo Dah	143.575

1990 Biplane Heat 1C

Place	Race #	Pilot	AC Type	AC Name	Speed
1	30	Michael Stubbs		Casey	169.052
2	16	Tex Sprawls		Silver Arrow	164.720
3	9	John Helton		Spirit Of Falbob	161.787
4	0	Stan Brown		Washoe Zephyr	157.154
5	29	Dennis Brown		Scarlet	155.457
6	3	Mike O'Brien		Doo Dah	145.135
7	0	Stephen Brown		Tonopah Low	144.883

1990 Biplane Heat 1B

Place	Race #	Pilot	AC Type	AC Name	Speed
1	20	Cris Ferguson		Let Good Times Roll	171.276
2	17	Mike Kinslow		Smoke N' Noise	167.179
3	10	Ed Enefer		Thunder Chicken	166.965
4	15	Buck Bateson		Ace Of Diamonds	165.479
5	62	Mike Harris		Sonoma Red	164.744
6	50	James Smith		Humm Baby	161.005
7	6	Robert Hugo		A Taste Of Honey	154.492

1990 Biplane Heat 1A

Place	Race #	Pilot	AC Type	AC Name	Speed
1	91	Danny Mortensen		Amsoil Pacific Flyer	188.873
2	69	Sam Maxwell		Legal Eagle	184.533
3	90	Guy Paquin		Buzz Job	181.165
4	1	Mike Penketh		My Pitts	175.723
5	55	Drew Detsch		Uno	175.102
6	111	Dave Morse			174.447
7	11	Douglas Kempf		Bully Bee	166.743

1990 Biplane Bronze

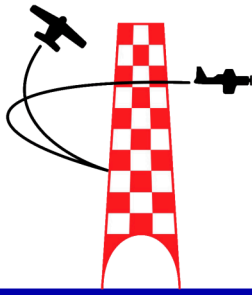
Place	Race #	Pilot	AC Type	AC Name	Speed
1	9	John Helton		Spirit Of Flabob	169.636
2	6	Robert Hugo		A Taste Of Honey	163.704
3	50	James Smith		Humm Baby	162.540
4	29	Dennis Brown		Scarlet	158.165
5	0	Stan Brown		Washoe Zephyr	156.818
6	0	Stephen Brown		Tonopah Low	156.679
7	3	Mike O'Brien		Doo Dah	148.725

1990 Biplane Silver

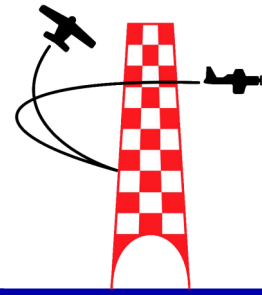
Place	Race #	Pilot	AC Type	AC Name	Speed
1	30	Michael Stubbs		Casey	167.705
2	10	Ed Enefer		Thunder Chicken	167.142
3	17	Mike Kinslow		Smoke N' Noise	161.372
4	11	Doug Kempf		Bully Bee	161.101
5	16	Tex Sprawls		Silver Arrow	161.012
6	15	Buck Bateson		Ace Of Diamonds	160.248
7	62	Mike Harris		Sonoma Red	160.118

1990 Biplane Gold

Place	Race #	Pilot	AC Type	AC Name	Speed
1	91	Danny Mortensen		Amsoil Pacific Flyer	192.278
2	69	Sam Maxwell		Legal Eagle	184.758
3	90	Guy Paquin		Buzz Job	180.464
4	1	Mike Penketh		My Pitts	175.780
5	111	Dave Morse			173.085
6	55	Drew Detsch		Uno	172.498
7	20	Cris Ferguson		Let Good Times Roll	165.846



1990 Reno Air Races T-6 Racing Reports



1990 T-6 Qualifying

Place	Race #	Pilot	AC Type	AC Name	Speed
1	27	Eddie Von Fossen		Miss TNT	228.521
2	7	Tom Dwelle		Tinkertoy	226.161
3	75	Alfred Goss		Warlock	225.763
4	6	Nick Macy		Six Cat	224.102
5	5	Jerry McDonald		Big Red	222.740
6	90	Gene McNeely			221.668
7	2	Charlie Beck		Honest Entry	221.422
8	77	Jim Good		Wildcatter	218.940
9	18	Randy Difani		Thunderbolt	216.434
10	89	Joe Hartung		Boomer	216.382
11	8	Robert Jones		All Star Rent A Car	215.654
12	19	Robert Heale		Sheeba	215.318
13	59	Jimmy Gist		Blue Bayou	215.035
14	21	Charles Hutchins		Mystical Power	212.265
15	99	John Luther		Texas Red	210.623
16	20	Linda Finch			206.601
17	22	Kenny Day		Catch 22	205.514
18	10	Greg Morse		Bad Ju Ju	203.029
19	51	Ralph Rina		Yaba Daba Doo	198.871

1990 T-6 Heat 1C

Place	Race #	Pilot	AC Type	AC Name	Speed
1	75	Alfred Goss		Warlock	226.864
2	18	Randy Difani		Thunderbolt	222.112
3	90	Gene McNeely			222.024
4	99	John Luther		Texas Red	215.050
5	19	Robert Heale		Sheeba	210.179
6	10	Greg Morse		Bad Ju Ju	202.933

1990 T-6 Heat 1B

Place	Race #	Pilot	AC Type	AC Name	Speed
1	7	Tom Dwelle		Tinkertoy	233.323
2	5	Jerry McDonald		Big Red	221.729
3	8	Robert Jones		All Star Rent A Car	217.920
4	77	Jim Good		Wildcatter	217.851
5	21	Charles Hutchins		Mystical Power	215.287
DNF	22	Kenny Day		Catch 22	

1990 T-6 Heat 1A

Place	Race #	Pilot	AC Type	AC Name	Speed
1	27	Eddie Von Fossen		Miss TNT	225.582
2	6	Nick Macy		Six Cat	220.287
3	2	Charlie Beck		Honest Entry	217.888
4	59	Jimmy Gist		Blue Bayou	216.695
5	89	Joe Hartung		Boomer	209.924
6	20	Linda Finch			209.708

1990 T-6 Heat 2B

Place	Race #	Pilot	AC Type	AC Name	Speed
1	7	Tom Dwelle		Tinkertoy	226.566
2	6	Nick Macy		Six Cat	218.057
3	90	Gene McNeely			216.007
4	8	Robert Jones		All Star Rent A Car	212.864
5	77	Jim Good		Wildcatter	212.677
6	99	John Luther		Texas Red	210.568

1990 T-6 Heat 2A

Place	Race #	Pilot	AC Type	AC Name	Speed
1	27	Eddie Von Fossen		Miss TNT	226.807
2	75	Alfred Goss		Warlock	225.497
3	18	Randy Difani		Thunderbolt	221.275
4	2	Charlie Beck		Honest Entry	218.737
5	5	Jerry McDonald		Big Red	217.340
6	59	Jimmy Gist		Blue Bayou	216.236

1990 T-6 Bronze

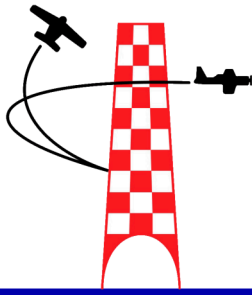
Place	Race #	Pilot	AC Type	AC Name	Speed
1	19	Robert Heale		Sheeba	217.798
2	89	Joe Hartung		Boomer	215.387
3	20	Linda Finch			211.860
4	21	Charles Hutchins		Mystical Power	211.806
5	22	Kenny Day		Catch 22	206.637
6	10	Greg Morse		Bad Ju Ju	203.308

1990 T-6 Silver

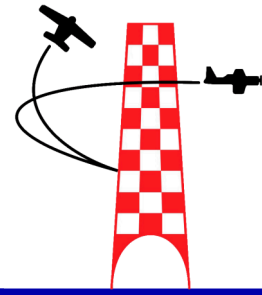
Place	Race #	Pilot	AC Type	AC Name	Speed
1	2	Charlie Beck		Honest Entry	216.595
2	77	Jim Good		Wildcatter	214.547
3	59	Jimmy Gist		Blue Bayou	214.380
4	8	Robert Jones		All Star Rent A Car	211.835
5	99	John Luther		Texas Red	209.098
6	5	Jerry McDonald		Big Red	216.913

1990 T-6 Gold

Place	Race #	Pilot	AC Type	AC Name	Speed
1	7	Tom Dwelle		Tinkertoy	229.264
2	75	Alfred Goss		Warlock	226.775
3	27	Eddie Von Fossen		Miss TNT	223.354
4	6	Nick Macy		Six Cat	222.263
5	90	Gene McNeely			220.751
6	18	Randy Difani		Thunderbolt	217.491



1990 Reno Air Races Unlimited Racing Reports



1990 Unlimited Qualifying

Place	Race #	Pilot	AC Type	AC Name	Speed
1	7	Bill Destefani		Strega	470.246
2	77	Lyle Shelton		Rare Bear	468.369
3	18	Skip Holm		Tsunami	465.187
4	8	Rick Brickert		Dreadnought	448.673
5	1	John Maloney		All Coast	426.653
6	101	Robert Yancy		The Yak	409.480
7	66	Howard Pardue		Fury	407.197
8	45	Bill Rheinschild		Risky Business	407.096
9	55	Chuck Hall		Pegasus	404.640
10	38	Gary Levitz		Miss Ashley	399.281
11	11	Raph Twombly		Miss America	398.990
12	71	Robert Converse		Huntress III	390.921
13	553	Erin Rheinschild		No Business	380.818
14	91	Dean Cutshall		E2S	378.276
15	711	George Baker		Sky Fury	376.197
16	16	Lloyd Hamilton		Baby Gorilla	372.910
17	924	Brian Sanders			371.729
18	20	Jerry Janes		Cottonmouth	371.729
19	14	Howard Pardue		Bearcat	371.602
20	28	Kevin Eldridge		Spam Can	369.098
21	42	Jim Mott		Super Chief	365.161
22	25	Lefty Gardner		Thunderbird	358.586
23	22	Stuart Eberhardt		Merlin's Magic	355.752
24	15	Lloyd Hamilton		Furias	347.256
25	39	Skip Holm		The Healer	342.264
26	13	Lefty Gardner		White Lightning	338.005
27	17	John Maloney		Spud Lag	329.762
28	58	Thomas Camp		Maniyak	293.688

1990 Unlimited Heat 1C

Place	Race #	Pilot	AC Type	AC Name	Speed
1	25	Lefty Gardner		Thunderbird	361.970
2	22	Stuart Eberhardt		Merlin's Magic	360.942
3	39	Skip Holm		The Healer	299.697
4	17	John Maloney		Spud Lag	249.679
DNF	15	Lloyd Hamilton		Furias	
DNS	58	Thomas Camp		Maniyak	

1990 Unlimited Heat 1B

Place	Race #	Pilot	AC Type	AC Name	Speed
1	711	George Baker		Sky Fury	374.404
2	20	Jerry Janes		Cottonmouth	373.482
3	16	Lloyd Hamilton		Baby Gorilla	366.055
4	91	Dean Cutshall		E2S	357.086
5	924	Brian Sanders			344.929
6	28	Kevin Eldridge		Spam Can	338.091
7	42	Jim Mott		Super Chief	337.605

1990 Unlimited Heat 1A

Place	Race #	Pilot	AC Type	AC Name	Speed
1	66	Howard Pardue		Fury	403.538
2	38	Gary Levitz		Miss Ashley	400.010
3	45	Bill Rheinschild		Risky Business	395.207
4	71	Robert Converse		Huntress III	390.031
5	55	Chuck Hall		Pegasus	387.312
6	11	Ralph Twombly		Miss America	381.851
7	553	Erin Rheinschild		No Business	365.452

1990 Unlimited Heat 2C

Place	Race #	Pilot	AC Type	AC Name	Speed
1	25	Lefty Gardner		Thunderbird	384.749
2	20	Jerry Janes		Cottonmouth	382.815
3	91	Dean Cutshall		E2S	373.893
4	924	Brian Sanders			373.772
5	16	Lloyd Hamilton		Baby Gorilla	373.220
6	42	Jim Mott		Super Chief	341.807
7	28	Kevin Eldridge		Spam Can	340.927

1990 Unlimited Heat 2B

Place	Race #	Pilot	AC Type	AC Name	Speed
1	11	Ralph Twombly		Miss America	394.274
2	55	Chuck Hall		Pegasus	393.708
3	45	Bill Rheinschild		Risky Business	388.173
4	71	Robert Converse		Huntress III	373.418
5	38	Gary Levitz		Miss Ashley	373.383
6	711	George Baker		Sky Fury	365.669
DNS	553	Erin Rheinschild		No Business	

1990 Unlimited Heat 2A

Place	Race #	Pilot	AC Type	AC Name	Speed
1	77	Lyle Shelton		Rare Bear	454.653
2	7	Bill Destefani		Strega	437.590
3	8	Richard Brickert		Dreadnought	434.810
4	18	Skip Holm		Tsunami	416.452
5	101	Robert Yancey		The Yak	409.259
6	1	John Maloney		All Coast	406.945
7	66	Howard Pardue		Fury	391.869

1990 Unlimited Heat 3C

Place	Race #	Pilot	AC Type	AC Name	Speed
1	16	C. J. Stephens		Baby Gorilla	365.364
2	22	Stuart Eberhardt		Merlin's Magic	361.910
3	553	Erin Rheinschild		No Business	360.599
4	28	Kevin Eldridge		Spam Can	321.571
5	39	Skip Holm		The Healer	295.963
6	17	John Maloney		Spud Lag	272.058
DNF	13	Lefty Gardner		White Lightning	
DNS	42	Jim Mott		Super Chief	

1990 Unlimited Heat 3B

Place	Race #	Pilot	AC Type	AC Name	Speed
1	71	Robert Converse		Huntress III	381.216
2	20	Jerry Janes		Cottonmouth	373.376
3	25	Lefty Gardner		Thunderbird	372.009
4	38	Gary Levitz		Miss Ashley	371.743
5	91	Dean Cutshall		E2S	365.032
6	711	George Baker		Sky Fury	363.847
7	924	Brian Sanders			335.977
DNF	45	Bill Rheinschild		Risky Business	

1990 Unlimited Heat 3A

Place	Race #	Pilot	AC Type	AC Name	Speed
1	77	Lyle Shelton		Rare Bear	452.358
2	18	Skip Holm		Tsunami	443.326
3	8	Richard Brickert		Dreadnought	443.057
4	7	Bill Destefani		Strega	434.399
5	1	John Maloney		All Coast	415.224
6	66	Howard Pardue		Fury	396.502
7	11	Ralph Twombly		Miss America	389.092
8	55	Chuck Hall		Pegasus	384.945

1990 Unlimited Bronze

Place	Race #	Pilot	AC Type	AC Name	Speed
1	553	Erin Rheinschild		No Business	387.723
2	15	Lloyd Hamilton		Furias	353.013
3	39	Skip Holm		The Healer	333.251
4	28	Kevin Eldridge		Spam Can	332.863
5	13	Lefty Gardner		White Lightning	330.497
6	42	Jim Mott		Super Chief	319.956
7	17	John Maloney		Spud Lag	257.995

1990 Unlimited Silver

Place	Race #	Pilot	AC Type	AC Name	Speed
1	45	Bill Rheinschild		Risky Business	415.532
2	38	Gary Levitz		Miss Ashley	407.210
3	91	Dean Cutshall		E2S	380.300
4	25	Lefty Gardner		Thunderbird	376.882
5	711	George Baker		Sky Fury	372.118
6	20	Jerry Janes		Cottonmouth	371.839
7	16	C. J. Stephens		Baby Gorilla	369.331
8	924	Brian Sanders		Sea Fury	366.837
9	22	Stuart Eberhardt		Merlin's Magic	350.932

1990 Unlimited Gold

Place	Race #	Pilot	AC Type	AC Name	Speed
1	77	Lyle Shelton		Rare Bear	468.620
2	18	Skip Holm		Tsunami	462.999
3	7	Bill Destefani		Strega	454.797
4	8	Richard Brickert		Dreadnought	441.715
5	1	John Maloney		All Coast	410.786
6	11	Ralph Twombly		Miss America	399.475
7	66	Howard Pardue		Fury	390.708
8	55	Chuck Hall		Pegasus	390.145
9	71	Robert Converse		Huntress III	378.693
