


# 1989 Reno Air Races Formula One Racing Reports



## 1989 Formula One Qualifying

Place	Race #	Pilot	AC Type	AC Name	Speed
1	96	Jon Sharp		Blue Streak	242.548
2	4	Ray Cote		Alley Cat	242.285
3	14	James Miller		Pushy Cat	238.975
4	55	Jim Bumford		Bummer's Bullet	237.103
5	25	John J. Dowd		Cassutt IIM	228.490
6	43	Hep Porter		Aero Magic	220.959
7	33	Scott Morris		Sahara	220.785
8	17	Carl Swenson		Annie	219.014
9	87	Katherine Gray		Pogo	216.348
10	99	Dave Morss		Fast Lane Exit	216.097
11	73	Errol Roberson		Puffin'	214.483
12	21	Deke Slayton		Stinger	210.451
13	88	Dan F. Davila		Need For Speed	210.056
14	19	Bobby Budde		El Bandito	208.647
15	85	Robin Reid		Superskate	207.487
16	77	Vince Kirol		Super Spook	207.027
17	39	Daniel Gilbert		Hot Stuff	205.998
18	89	Bruce Bohannan		Pushy Galore	204.643
19	92	Robert "Hoot" Gibson		Poly Dynamite	197.356
20	24	Dave Morss		Woodstock	196.352
21	56	Rick Todd		Titch N Ash	180.610
22	27	Ray Sherwood		The Silver BB	180.319
23	7	Gary Hubler		Wise Owl	213.787
24	10	Earl Hibler		Okie Streaker	207.065

---

## 1989 Formula One Heat 1C

Place	Race #	Pilot	AC Type	AC Name	Speed
1	39	Daniel Gilbert		Hot Stuff	208.032
2	89	Bruce Bohannan		Pushy Galore	207.964
3	10	Earl Hibler		El Bandito	199.222
4	24	Dave Morss		Woodstock	198.665
5	92	Robert "Hoot" Gibson		Poly Dynamite	198.599
6	7	Gary Hubler		Wise Owl	186.557
7	27	Ray Sherwood		The Silver BB	172.877
8	56	Rick Todd		Titch N Ash	169.424

---

## 1989 Formula One Heat 1B

Place	Race #	Pilot	AC Type	AC Name	Speed
1	87	Katherine Gray		Pogo	221.840
2	73	Errol Roberson		Puggin'	221.747
3	99	Dave Morss		Fast Lane Exit	214.869
4	77	Vince Kirol		Super Spook	214.565
5	21	Deke Slayton		Stinger	213.894
6	19	Bobby Budde		Okie Streaker	211.195
7	88	Dan F. Davila		Need For Speed	205.549
8	85	Robin Reid		Superskate	201.073

---

## 1989 Formula One Heat 1A

Place	Race #	Pilot	AC Type	AC Name	Speed
1	14	James Miller		Pushy Cat	243.544
2	96	Jon Sharp		Blue Streak	236.109
3	4	Ray Cote		Alley Cat	235.488
4	55	Jim Bumford		Bummer's Bullet	235.371
5	33	Scott Morris		Sahara	226.411
6	43	Hep Porter		Aero Magic	226.308
7	17	Carl Swenson		Annie	210.231
DNF	25	John Dowd		Cassutt IIM	

---

---

## 1989 Formula One Heat 2C

Place	Race #	Pilot	AC Type	AC Name	Speed
1	7	Gary Hubler		Wise Owl	206.984
2	92	Robert "Hoot" Gibson		Poly Dynamite	196.197
3	85	Robin Reid		Superskate	195.069
4	24	Dave Morss		Woodstock	194.358
5	10	Bobby Budde		El Bandito	192.338
6	27	Ray Sherwood		The Silver BB	171.823
7	56	Rick Todd		Titch N Ash	166.859
DNF	25	John Dowd		Cassutt IIM	

---

## 1989 Formula One Heat 2B

Place	Race #	Pilot	AC Type	AC Name	Speed
1	77	Vince Kirol		Super Spook	215.671
2	21	Deke Slayton		Stinger	215.313
3	39	Daniel Gilbert		Hot Stuff	206.440
4	89	Bruce Bohannan		Pushy Galore	204.540
5	88	Dan F. Davila		Need For Speed	198.682
6	99	Dave Morss		Fast Lane Exit	156.935
DNF	17	Carl Swenson		Annie	
DQ	19	Earl Hibler		Okie Streaker	

---

## 1989 Formula One Heat 2A

Place	Race #	Pilot	AC Type	AC Name	Speed
1	14	James Miller		Pushy Cat	229.039
2	55	Jim Bumford		Bummer's Bullet	219.664
3	96	Jon Sharp		Blue Streak	219.524
4	4	Ray Cote		Alley Cat	213.430
5	33	Scott Morris		Sahara	210.441
6	43	Hep Porter		Aero Magic	208.881
7	87	Katherine Gray		Pogo	203.171
DNF	73	Errol Roberson		Puffin'	

---

---

## 1989 Formula One Bronze

Place	Race #	Pilot	AC Type	AC Name	Speed
1	19	Earl Hibler		Okie Streaker	204.694
2	99	Dave Morss		Fast Lane Exit	204.601
3	17	Carl Swenson		Annie	197.282
4	97	H.W. Rocky Jones		Ol Blue	196.814
5	10	Bobby Budde		El Bandito	194.620
6	27	Ray Sherwood		The Silver BB	170.182
7	56	Rick Todd		Titch N Ash	172.258

---

## 1989 Formula One Silver

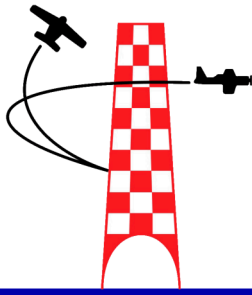
Place	Race #	Pilot	AC Type	AC Name	Speed
1	7	Gary Hubler		Wise Owl	213.710
2	87	Katherine Gray		Pogo	206.726
3	92	Robert "Hoot" Gibson		Poly Dynamite	197.849
4	85	Robin Reid		Superskate	197.608
5	39	Daniel Gilbert		Hot Stuff	197.043
6	88	Dan F. Davila		Need For Speed	193.723
7	24	Dave Morss		Woodstock	193.305
DQ	89	Bruce Bohannan		Pushy Galore	

---

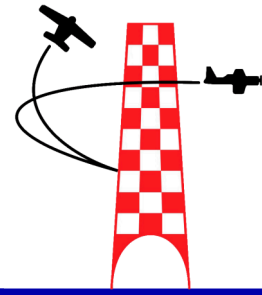
## 1989 Formula One Gold

Place	Race #	Pilot	AC Type	AC Name	Speed
1	4	Ray Cote		Alley Cat	231.251
2	14	James Miller		Pushy Cat	229.945
3	33	Scott Morris		Sahara	219.245
4	43	Hep Porter		Aero Magic	211.995
5	77	Vince Kirol		Super Spook	211.151
6	21	Deke Slayton		Stinger	207.843
7	55	Jim Bumford		Bummer's Bullet	219.030
DNF	96	Jon Sharp		Blue Streak	

---



# 1989 Reno Air Races Biplane Racing Reports



## 1989 Biplane Qualifying

Place	Race #	Pilot	AC Type	AC Name	Speed
1	40	Tom Aberle		Wanna Play II	206.988
2	69	Sam Maxwell		Legal Eagle	186.259
3	1	Mike Penketh		My Pitts	178.964
4	90	Guy Paquin		Buzz Job	171.982
5	91	Danny Mortenson		Amsoil Pacific Flyer	170.905
6	20	Cris Ferguson		Let Good Times Roll	169.816
7	10	Ed Enefer		Lucky Underwear	169.559
8	30	Michael Stubbs		Casey	169.508
9	62	Mike Harris		Sonoma Red	169.328
10	11	Douglas Kempf		Bully Bee	169.277
11	4	Peggy Pendeth		Passion Pitts	166.781
12	16	I. L. Tex Sprawls		Silver Arrow	166.187
13	50	James C. Smith		Humm Baby	164.962
14	6	Robert L. Hugo		A Taste Of Honey	164.841
15	17	Mike Kinsiow		Money Pitts	163.255
16	7	Gary Christian		Old Butterscotch	162.261
17	0	Stan Brown, Jr.		Washoe Zephyr	159.555
18	15	Buck Bateson		Ace Of Diamonds	158.606
19	29	Dennis Brown		Scarlet	157.424
20	3	Mike O'Brien		Doo Dah	152.638
21	42	Earl Allen		Red Baron	145.914

---

## 1989 Biplane Heat 1C

Place	Race #	Pilot	AC Type	AC Name	Speed
1	15	Buck Bateson		Ace Of Diamonds	161.507
2	0	Stan Brown		Washoe Zephyr	159.838
3	29	Dennis Brown		Scarlet	157.619
4	3	Mike O'Brien		Doo Dah	141.107
5	42	Earl Allen		Red Baron	140.912

---

## 1989 Biplane Heat 1B

Place	Race #	Pilot	AC Type	AC Name	Speed
1	62	Mike Harris		Sonoma Red	172.607
2	4	Peggy Penketh		Passion Pitts	167.801
3	6	Robert Hugo		A Taste Of Honey	166.503
4	16	I. L. Tex Sprawls		Silver Arrow	161.596
5	17	Mike Kinslow		Money Pitts	157.517
6	7	Gary Christian		Old Butterscotch	145.766
DNF	50	James C. Smith		Humm Baby	
DQ	11	Douglas Kempf		Bully Bee	

---

## 1989 Biplane Heat 1A

Place	Race #	Pilot	AC Type	AC Name	Speed
1	40	Tom Aberle		Wanna Play II	203.771
2	91	Danny Mortenson		Amsoil Pacific Flyer	190.214
3	69	Sam Maxwell		Legal Eagle	179.630
4	1	Mike Penketh		My Pitts	178.155
5	90	Guy Paquin		Buzz Job	172.161
6	20	Cris Ferguson		Let Good Times Roll	166.751
7	10	Ed Enefer		Lucky Underwear	158.477
8	30	Michael Stubbs		Casey	151.630

---

---

## 1989 Biplane Bronze

Place	Race #	Pilot	AC Type	AC Name	Speed
1	11	Douglas Kemp		Bully Bee	156.394
2	50	James C. Smith		Humm Baby	156.227
3	7	Gary Christian		Old Butterscotch	147.701
4	42	Earl Allen		Red Baron	144.353
5	3	Mike O'Brien		Doo Dah	154.898

---

## 1989 Biplane Silver

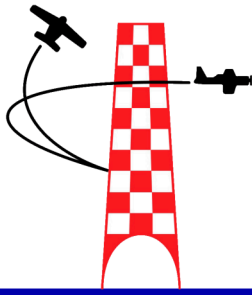
Place	Race #	Pilot	AC Type	AC Name	Speed
1	30	Michael Stubbs		Casey	173.183
2	10	Ed Enefer		Lucky Underwear	163.924
3	15	Buck Bateson		Ace Of Diamonds	162.650
4	17	Mike Kinslow		Money Pitts	161.539
5	6	Robert L. Hugo		A Taste Of Honey	161.306
6	0	Stan Brown		Washoe Zephyr	155.572
7	29	Dennis Brown		Scarlet	154.318
8	16	I. L. Tex Sprawls		Silver Arrow	162.551

---

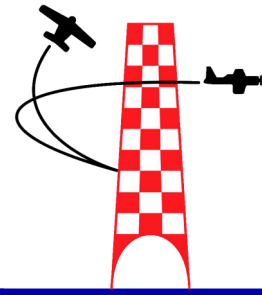
## 1989 Biplane Gold

Place	Race #	Pilot	AC Type	AC Name	Speed
1	40	Tom Aberle		Wanna Play II	196.140
2	69	Sam Maxwell		Legal Eagle	185.646
3	91	Danny Mortenson		Amsoil Pacific Flyer	184.697
4	90	Guy Paquin		Buzz Job	179.774
5	1	Mike Penketh		My Pitts	176.700
6	62	Mike Harris		Sonoma Red	168.831
7	20	Cris Ferguson		Let Good Times Roll	164.591
8	4	Peggy Penketh		Passion Pitts	159.514

---



# 1989 Reno Air Races T-6 Racing Reports



---

## 1989 T-6 Qualifying

Place	Race #	Pilot	AC Type	AC Name	Speed
1	27	Eddie Van Fossen		Miss TNT	229.701
2	7	Tom Dwelle		Tinkertoy	228.773
3	75	Alfred Goss		Warlock	224.773
4	18	Randy Difani		Thunderbolt	223.056
5	6	Nick Macy		Six Cat	221.231
6	4	David F. Bruce		Slo Thunder	220.289
7	1	Charles Hutchins		Silver Baby	219.276
8	77	Jim Good		Wildcatter	218.246
9	20	John Luther			217.617
10	2	Charlie Beck		Honest Entry	216.292
11	5	Jerry McDonald		Big Red	215.367
12	9	Bud Granley		Lickety Split	214.601
13	44	Gifford T. Foley		Miss Behavin	213.715
14	99	John Luther			212.462
15	19	Robert Heale		Sheeba	212.089
16	8	Robert Jones		All Star Rent A Car	211.446
17	89	Joe Hartung		Boomer	204.848
18	42	Mike Wells		D.Q. Blizzard	203.194
19	11	Ray Schutte		Race II	202.422

---



---

## 1989 T-6 Heat 1C

Place	Race #	Pilot	AC Type	AC Name	Speed
1	75	Alfred Goss		Warlock	223.799
2	4	David F. Bruce		Slo Thunder	221.171
3	20	John Luther			215.060
4	9	Bud Granley		Lickety Split	213.751
5	19	Robert Heale		Sheeba	212.767
6	42	Mike Wells		D.Q. Blizzard	204.432

---

## 1989 T-6 Heat 1B

Place	Race #	Pilot	AC Type	AC Name	Speed
1	7	Tom Dwelle		Tinkertoy	223.034
2	6	Nick Macy		Six Cat	214.236
3	5	Jerry McDonald		Big Red	209.903
4	77	Jim Good		Wildcatter	207.794
5	99	John Luther			205.741
6	89	Joe Hartung		Boomer	193.399

---

## 1989 T-6 Heat 1A

Place	Race #	Pilot	AC Type	AC Name	Speed
1	27	Eddie Van Fossen		Miss TNT	224.771
2	18	Randy Difani		Thunderbolt	220.472
3	1	Charles Hutchins		Silver Baby	217.895
4	44	Gifford T. Foley		Miss Behavin	216.867
5	2	Charles Beck		Honest Entry	215.162
6	8	Robert Jones		All Star Rent A Dent	207.058

---

---

## 1989 T-6 Heat 2B

Place	Race #	Pilot	AC Type	AC Name	Speed
1	7	Tom Dwelle		Tinkertoy	231.131
2	18	Randy Difani		Thunderbolt	221.865
3	44	Jimmy Gist		Miss Behavin	220.865
4	77	Jim Good		Wildcatter	217.874
5	4	David F. Bruce		Slo Thunder	214.764
6	5	Jerry McDonald		Big Red	213.474

---

## 1989 T-6 Heat 2A

Place	Race #	Pilot	AC Type	AC Name	Speed
1	27	Eddie Van Fossen		Miss TNT	230.595
2	75	Alfred Goss		Warlock	230.460
3	6	Nick Macy		Six Cat	227.731
4	1	Charles Hutchins		Silver Baby	223.728
5	20	John Luther			220.595
6	9	Bud Granley		Lickety Split	216.535

---

---

## 1989 T-6 Bronze

Place	Race #	Pilot	AC Type	AC Name	Speed
1	2	Charlie Beck		Honest Entry	215.623
2	8	Robert Jones		All Star Rent A Car	212.309
3	19	Robert Heale		Sheeba	209.015
4	89	Joe Hartung		Boomer	208.182
5	99	John Luther			207.943
6	42	Mike Wells		D.Q. Blizzard	201.862

---

## 1989 T-6 Silver

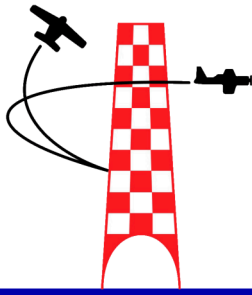
Place	Race #	Pilot	AC Type	AC Name	Speed
1	1	Charles Hutchins		Silver Baby	222.012
2	4	David F. Bruce		Slo Thunder	220.714
3	77	Jim Good		Wildcatter	218.615
4	20	John Luther			217.039
5	5	Jerry McDonald		Big Red	213.355
6	9	Bud Granley		Lickety Split	212.966

---

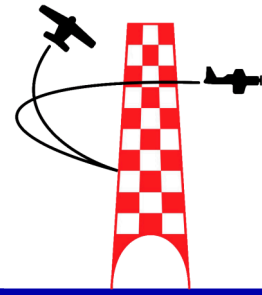
## 1989 T-6 Gold

Place	Race #	Pilot	AC Type	AC Name	Speed
1	7	Tom Dwelle		Tinkertoy	222.326
2	27	Eddie Van Fossen		Miss TNT	221.118
3	75	Alfred Goss		Warlock	218.426
4	18	Randy Difani		Thunderbolt	213.434
5	6	Nick Macy		Six Cat	212.492
6	44	Gifford T. Foley		Miss Behavin	208.939

---



# 1989 Reno Air Races Unlimited Racing Reports



## 1989 Unlimited Qualifying

Place	Race #	Pilot	AC Type	AC Name	Speed
1	77	Lyle Sheldon		Rare Bear	468.378
2	18	Steve Hinton		Tsunami	462.015
3	8	Rick Brickert		Dreadnought	456.584
4	1	John Maloney		All Coast Super Corsair	437.583
5	69	John Purnam		Georgia Mae	429.053
6	4	David Price		Dago Red	421.655
7	96	Ron Hevle		Jeannie Too	417.866
8	15	Lloyd Hamilton		Furias	417.022
9	55	Delbert Williams		Pegasus	409.318
10	42	Jim Mott			404.653
11	7	Bill Destefani		Strega	396.679
12	6	John Crocker		Sumthin Else	392.996
13	5	Mickey Rupp		Old Crow	392.762
14	101	Robert Yancey		Yak 11	392.342
15	66	Howard Pardue		Sea Fury	391.273
16	38	Gary Levitz		Miss Ashley	387.553
17	45	Bill Rheinschild		Risky Business	386.238
18	71	Fred Sebby		Huntress III	383.546
19	14	Howard Pardue		Bearcat	381.551
20	20	Jerry Janes		Cottonmouth	379.446
21	9	Jimmy Leeward		Leeward Air Ranch Special	376.847
22	16	C. J. Stephens		Baby Gorilla	365.824
23	11	Ralph Twombly		Miss America	362.928
24	924	Brian Sanders		Hawker Sea Fury	356.232
25	22	Stuart Eberhardt		Merlin's Magic	356.079
26	553	Bill Rheinschild		No Business	349.039
27	13	Lefty Gardner		White Lightning	348.192
28	17	Fred Sebby		Spud Lag	336.928
29	39	Skip Holm		The Healer	336.413

<b>30</b>	<b>49</b>	<b>David Price</b>	<b>328.024</b>
<b>31</b>	<b>111</b>	<b>Joseph Haley</b>	<b>327.081</b>
<b>32</b>	<b>51</b>	<b>Ralph Rina</b>	<b>318.806</b>
<b>33</b>	<b>350</b>	<b>John Parker</b>	<b>277.395</b>
<b>34</b>	<b>40</b>	<b>Dale M. Clarke</b>	<b>215.352</b>

---

---

## 1989 Unlimited Heat 1C

Place	Race #	Pilot	AC Type	AC Name	Speed
1	11	Ralph Twombly		Miss America	371.421
2	924	Brian Sanders		Hawker Sea Fury	367.126
3	553	Matt Jackson		No Business	360.518
4	16	C. J. Stephens		Baby Gorilla	356.098
5	22	Stuart Eberhardt		Merlin's Magic	333.367
6	13	Lefty Gardner		White Lightning	306.040
7	17	Fred Sebby		Spud Lag	305.434

---

## 1989 Unlimited Heat 1B

Place	Race #	Pilot	AC Type	AC Name	Speed
1	45	Bill Rheinschild		Risky Business	341.744
2	71	Fred Sebby		Huntress III	362.736
3	20	John Muszala		Cottonmouth	360.518
4	14	Neil Anderson		Bearcat	348.965
DNF	66	Howard Pardue		Sea Fury	
DNF	38	Gary Levitz		Miss Ashley	
DNS	9	Jimmy Leeward		Leeward Air Ranch Special	

---

## 1989 Unlimited Heat 1A

Place	Race #	Pilot	AC Type	AC Name	Speed
1	7	Bill Destefani		Strega	412.798
2	101	Robert Yancey		Yak 11	394.593
3	55	Delbert Williams		Pegasus	386.524
4	5	Mickey Rupp		Old Crow	380.123
5	6	John Crocker		Sumthin Else	367.275
6	96	Ron Hevle		Jeannie Too	359.993
DNF	15	Lloyd Hamilton		Furias	

---

---

## 1989 Unlimited Heat 2C

Place	Race #	Pilot	AC Type	AC Name	Speed
1	20	John Maszala		Cottonmouth	365.939
2	14	Howard Pardue		Bearcat	362.271
3	38	Gary Levitz		Miss Ashley	361.419
4	924	Brian Sanders		Hawker Sea Fury	350.403
5	66	Neil Anderson		Sea Fury	365.385
DNF	11	Ralph Twombly		Miss America	
DNF	9	Jimmy Leeward		Leeward Air Ranch Special	

---

## 1989 Unlimited Heat 2B

Place	Race #	Pilot	AC Type	AC Name	Speed
1	55	Delbert Williams		Pegasus	397.172
2	101	Robert Yancey		Yak 11	396.870
3	96	Ron Hevle		Jeannie Too	385.501
4	6	John Crocker		Sumthin Else	377.436
5	45	Bill Rheinschild		Risky Business	357.106
6	71	Fred Sebby		Huntress III	342.290
DNF	5	Mickey Rupp		Old Crow	

---

## 1989 Unlimited Heat 2A

Place	Race #	Pilot	AC Type	AC Name	Speed
1	77	Lyle Sheldon		Rare Bear	443.331
2	8	Rick Brickert		Dreadnought	432.954
3	1	John Maloney		All Coast Super Corsair	402.090
4	69	John Putnam		Georgia Mae	395.026
5	18	Steve Hinton		Tsunami	392.296
6	4	David Price		Dago Red	378.077
7	7	Bill Destefani		Strega	433.115

---

---

## 1989 Unlimited Heat 3C

Place	Race #	Pilot	AC Type	AC Name	Speed
1	11	Ralph Twombly		Miss America	379.904
2	553	Matt Jackson		No Business	375.747
3	924	Brian Sanders		Hawker Sea Fury	364.793
4	16	C. J. Stephens		Baby Gorilla	355.191
5	22	Stuart Eberhardt		Merlin's Magic	332.858
DNF	66	Howard Pardue		Sea Fury	
DNF	9	Jimmy Leeward		Leeward Air Ranch Special	
DNF	13	Lefty Gardner		White Lightning	

---

## 1989 Unlimited Heat 3B

Place	Race #	Pilot	AC Type	AC Name	Speed
1	101	Robert Yancey		Yak 11	407.474
2	6	John Crocker		Sumthin Else	386.841
3	96	Ron Hevle		Jeannie Too	376.382
4	38	Gary Levitz		Miss Ashley	367.391
5	14	Howard Pardue		Bearcat	357.022
6	71	Fred Sebby		Huntress III	351.972
7	20	John Muszala		Cottonmouth	339.074
DNS	45	Bill Rheinschild		Risky Business	

---

## 1989 Unlimited Heat 3A

Place	Race #	Pilot	AC Type	AC Name	Speed
1	77	Lyle Sheldon		Rare Bear	445.805
2	7	Bill Destefani		Strega	444.365
3	8	Rick Brickert		Dreadnought	441.287
4	18	Steve Hinton		Tsunami	437.670
5	1	John Maloney		All Coast Super Corsair	416.250
6	69	John Putnam		Georgia Mae	402.523
DNF	4	David Price		Dago Red	
DNS	55	Delbert Williams		Pegasus	

---



---

## 1989 Unlimited Bronze

Place	Race #	Pilot	AC Type	AC Name	Speed
1	39	Skip Holm		The Healer	356.482
2	16	C. J. Stephens		Baby Gorilla	354.663
3	22	Stuart Eberhardt		Merlin's Magic	327.584
4	13	Lefty Gardner		White Lightning	313.960
5	17	Fred Sebby		Spud Lag	313.891
6	5	Mickey Rupp		Old Crow	328.345
DNF	66	Howard Pardue		Sea Fury	
DNF	45	Bill Rheinschild		Risky Business	
DNF	9	Jimmy Leeward		Leeward Air Ranch Special	

---

## 1989 Unlimited Silver

Place	Race #	Pilot	AC Type	AC Name	Speed
1	96	Ron Hevle		Jeannie Too	398.835
2	55	Delbert Williams		Pegasus	396.888
3	11	Ralph Twombly		Miss America	370.172
4	71	Fred Sebby		Huntress III	366.575
5	14	Howard Pardue		Bearcat	364.390
6	20	John Muszala		Cottonmouth	364.184
7	553	Matt Jackson		No Business	363.628
8	924	Brian Sanders		Hawker Sea Fury	343.800
DNF	38	Gary Levitz		Miss Ashley	

---

## 1989 Unlimited Gold

Place	Race #	Pilot	AC Type	AC Name	Speed
1	77	Lyle Shelton		Rare Bear	450.910
2	8	Rick Brickert		Dreadnought	427.871
3	1	John Maloney		All Coast Super Corsair	406.265
4	101	Robert Yancey		Yak 11	406.046
5	18	Steve Hinton		Tsunami	385.754
6	6	John Crocker		Sumthin Else	358.888
7	4	David Price		Dago Red	384.317
DNF	69	John Putnam		Georgia Mae	
DNF	7	Bill Destefani		Strega	

---