

SPORT CLASS GOLD RACERS OPTIMUM RACE PATH CRITERIA = 425 MPH • 3.0G's



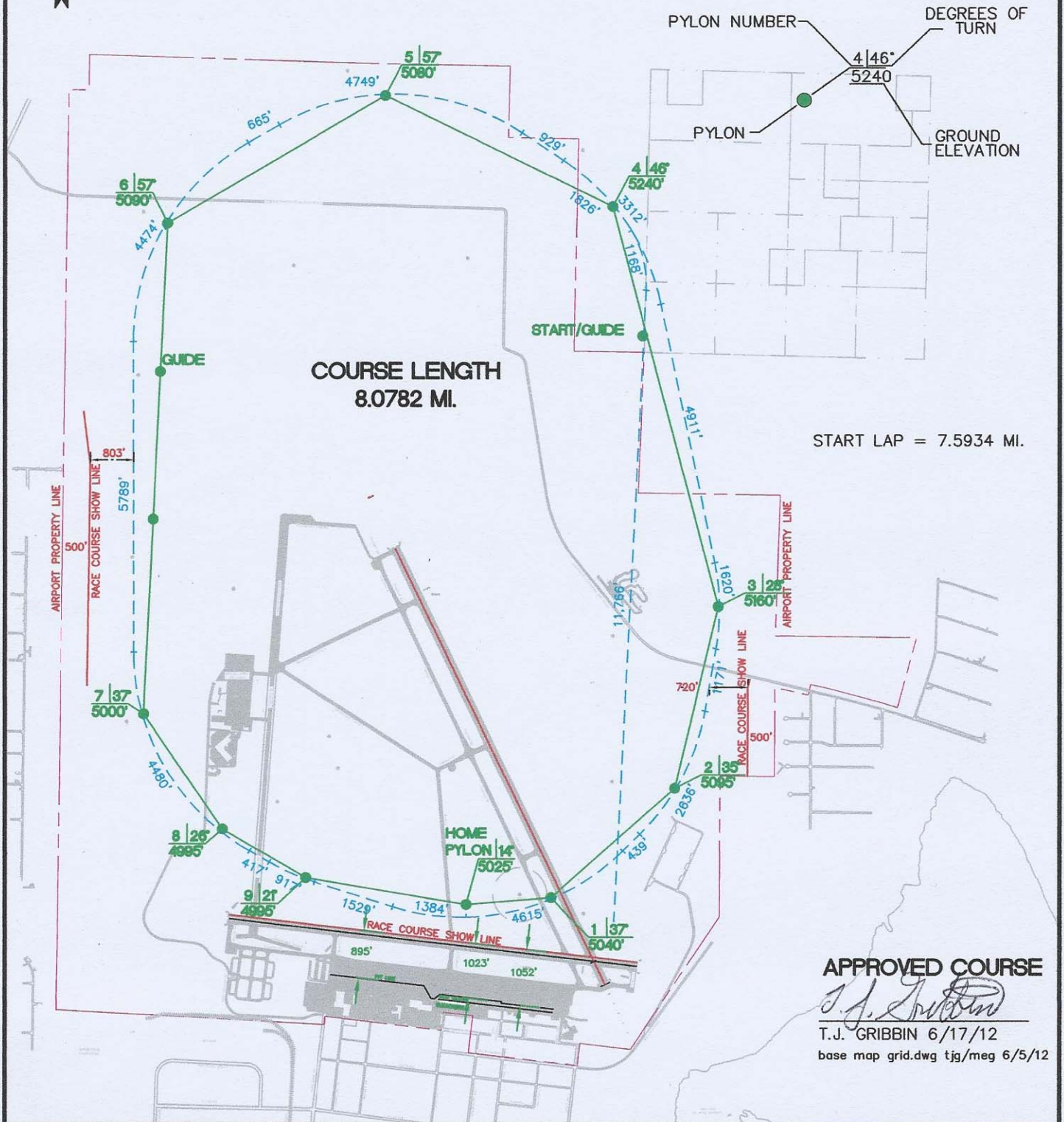
LEGEND

— SPORT GOLD COURSE

PYLON NUMBER — DEGREES OF TURN
 PYLON — GROUND ELEVATION

COURSE LENGTH
8.0782 MI.

START LAP = 7.5934 MI.



APPROVED COURSE

T.J. Gribbin

T.J. GRIBBIN 6/17/12

base map grid.dwg tjg/meg 6/5/12

SILVER AND BRONZE SPORT RACERS OPTIMUM RACE PATH CRITERIA 375 MPH • 3.0 G

LEGEND

———— SPORT COURSE



PYLON NUMBER
DEGREES OF
GROUND ELEVATION

4 | 56°
5210

PYLON

GROUND ELEVATION

START/GUIDE
PYLON | 22°
5220

APPROVED COURSE

T.J. GRIBBIN 6/17/12

START LAP

SILVER & BRONZE = 7.0777 MI.

SILVER AND BRONZE
COURSE
6.9680 MILES

AIRPORT PROPERTY LINE

RACE COURSE SHOW LINE

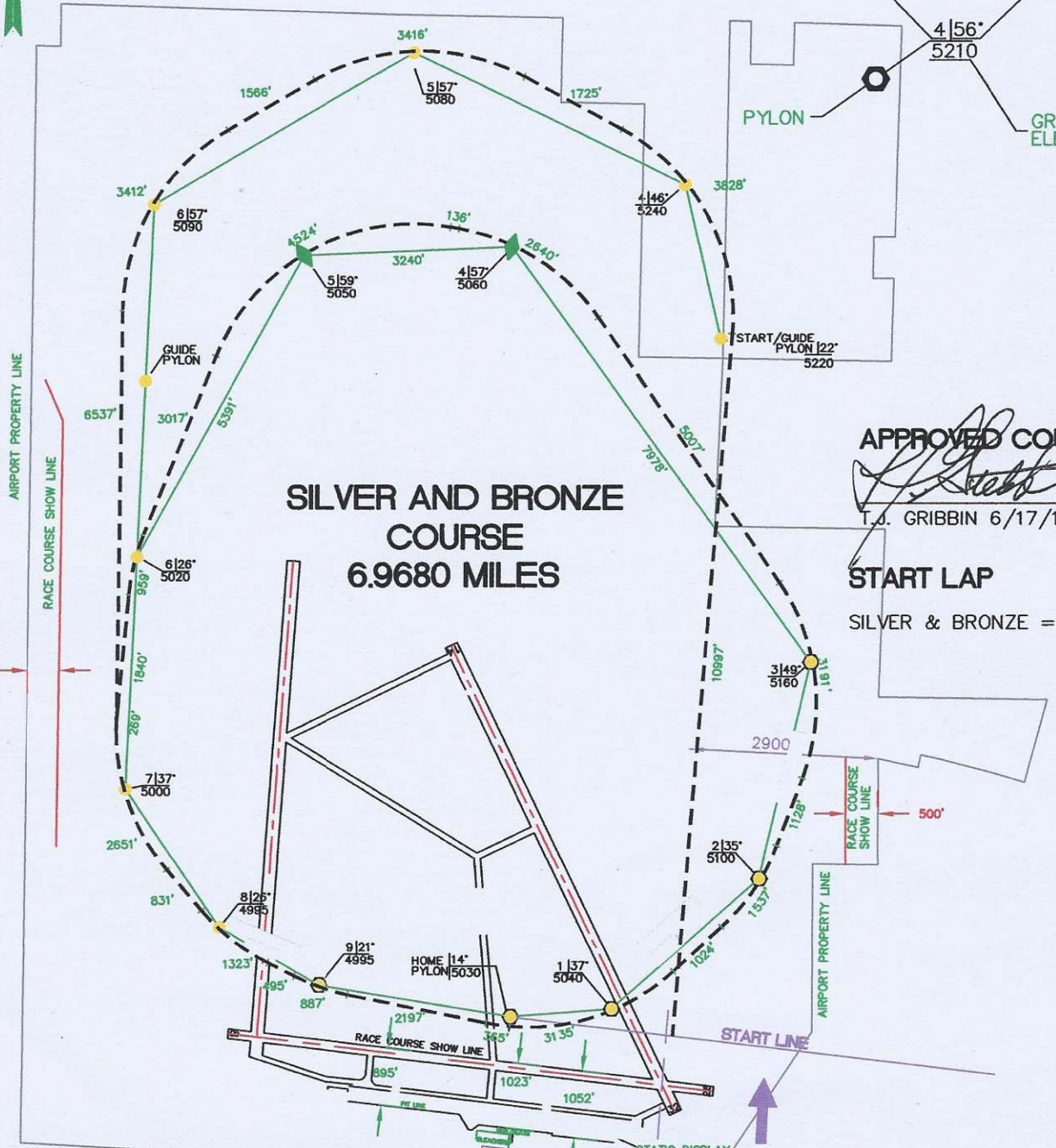
RACE COURSE SHOW LINE

AIRPORT PROPERTY LINE


START LINE

START CORRIDOR

DATED 5/22/12 T.J./MEG
airrace 2008 sport.dwg



2014 OPTIMUM RACE PATH



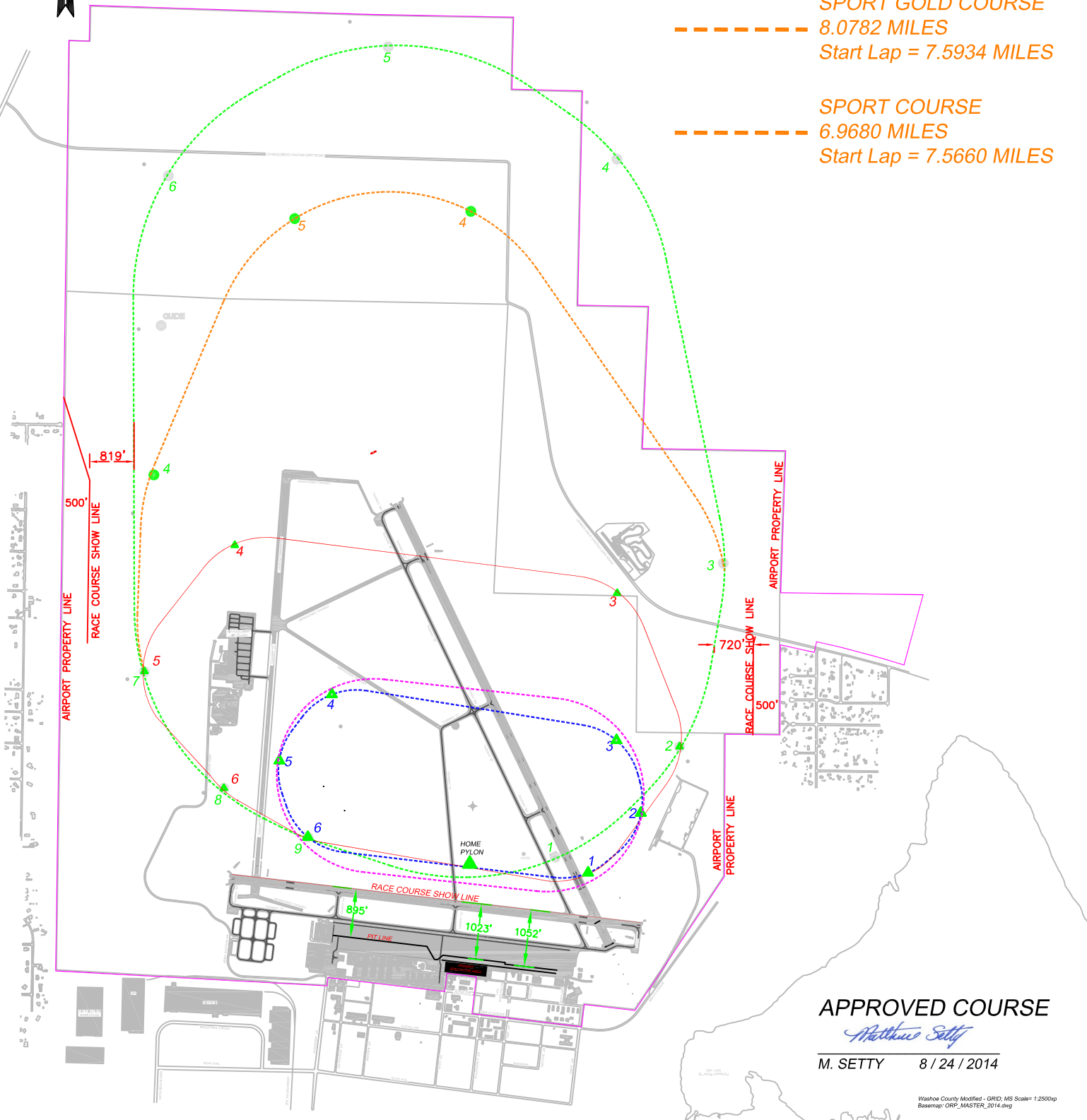
- - - - - **FORMULA ONE COURSE**
3.1875 MILES
- - - - - **BIPLANE COURSE**
3.3417 MILES
- - - - - **T-6 COURSE**
4.9352 MILES

- - - - - **UNLIMITED COURSE**
8.0851 MILES
Start Lap = 7.5888 MILES

- - - - - **JET COURSE**
8.1025 MILES
Start Lap = 7.6113 MILES

- - - - - **SPORT GOLD COURSE**
8.0782 MILES
Start Lap = 7.5934 MILES

- - - - - **SPORT COURSE**
6.9680 MILES
Start Lap = 7.5660 MILES



APPROVED COURSE

Matthew Setty

M. SETTY 8 / 24 / 2014