

# FORMULA ONE CLASS OPTIMUM RACE PATH CRITERIA = 250 MPH • 3.0 G's

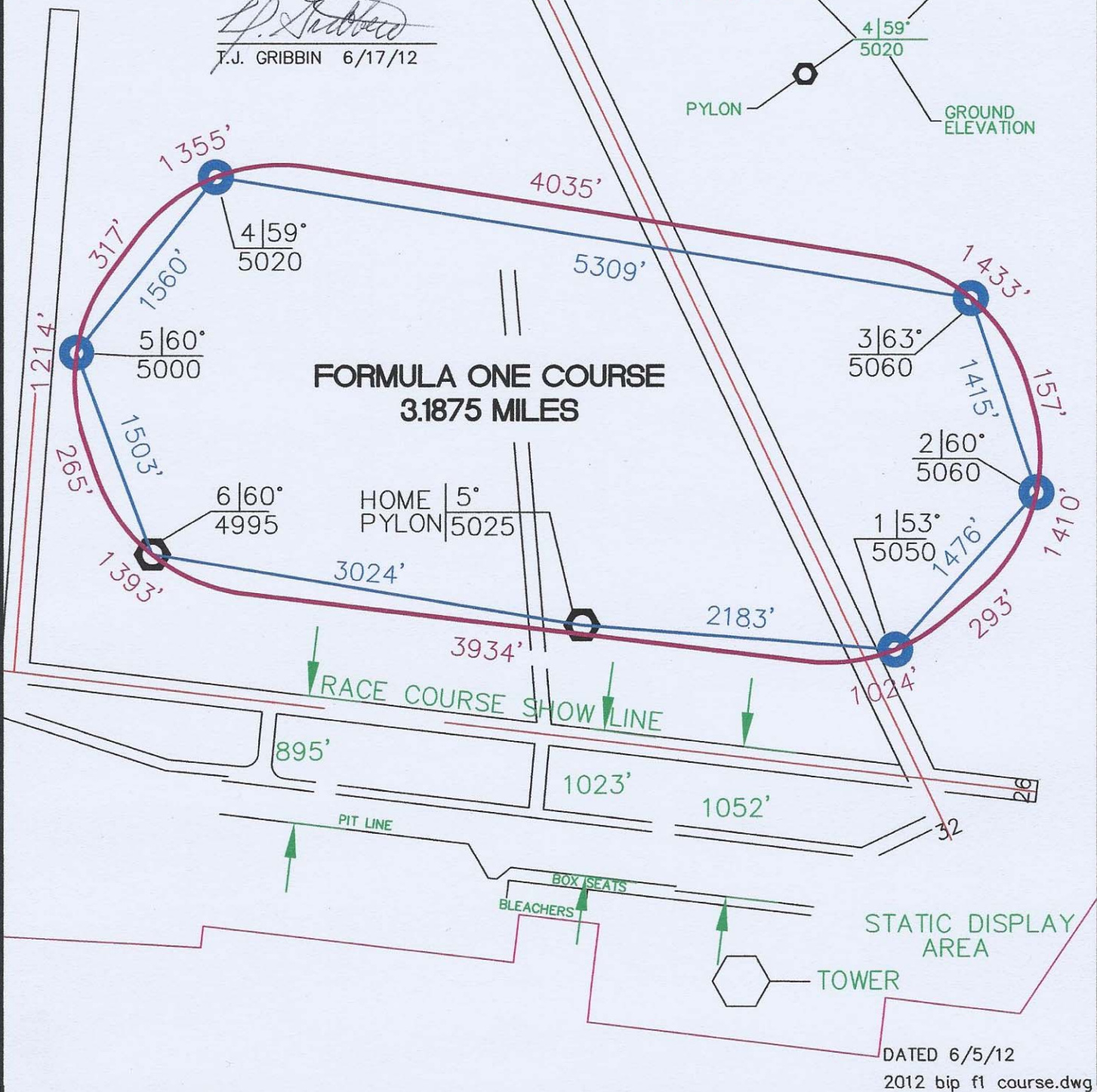
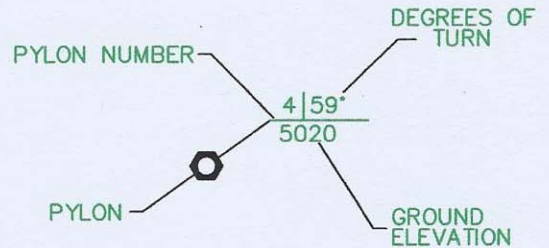


APPROVED COPY

*T.J. Gribbin*  
T.J. GRIBBIN 6/17/12

## LEGEND


— FORMULA ONE COURSE



**FORMULA ONE COURSE  
3.1875 MILES**

DATED 6/5/12  
2012 bip f1 course.dwg

# 2014 OPTIMUM RACE PATH



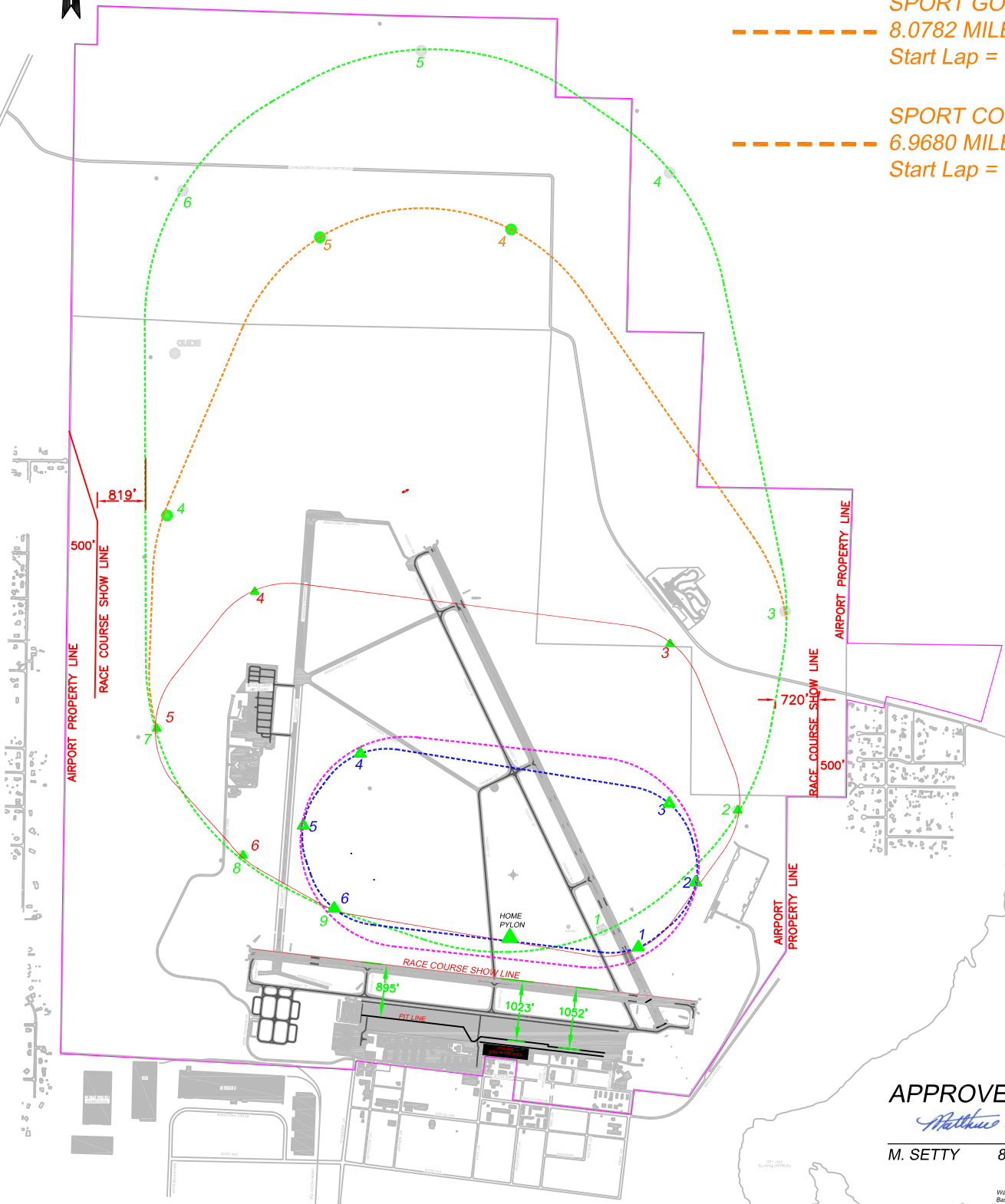
- - - - - **FORMULA ONE COURSE**  
3.1875 MILES
- - - - - **BIPLANE COURSE**  
3.3417 MILES
- - - - - **T-6 COURSE**  
4.9352 MILES

- - - - - **UNLIMITED COURSE**  
8.0851 MILES  
Start Lap = 7.5888 MILES

- - - - - **JET COURSE**  
8.1025 MILES  
Start Lap = 7.6113 MILES

- - - - - **SPORT GOLD COURSE**  
8.0782 MILES  
Start Lap = 7.5934 MILES

- - - - - **SPORT COURSE**  
6.9680 MILES  
Start Lap = 7.5660 MILES



**APPROVED COURSE**

*Matthew Setty*

M. SETTY 8 / 24 / 2014