

BIPLANE CLASS OPTIMUM RACE PATH CRITERIA = 210 MPH @ 3.0 G's

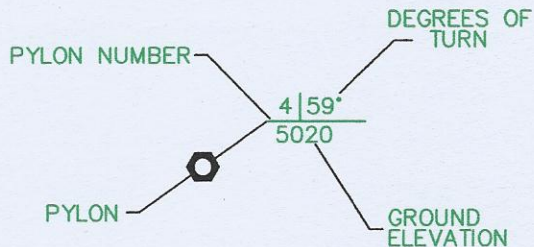


APPROVED COPY

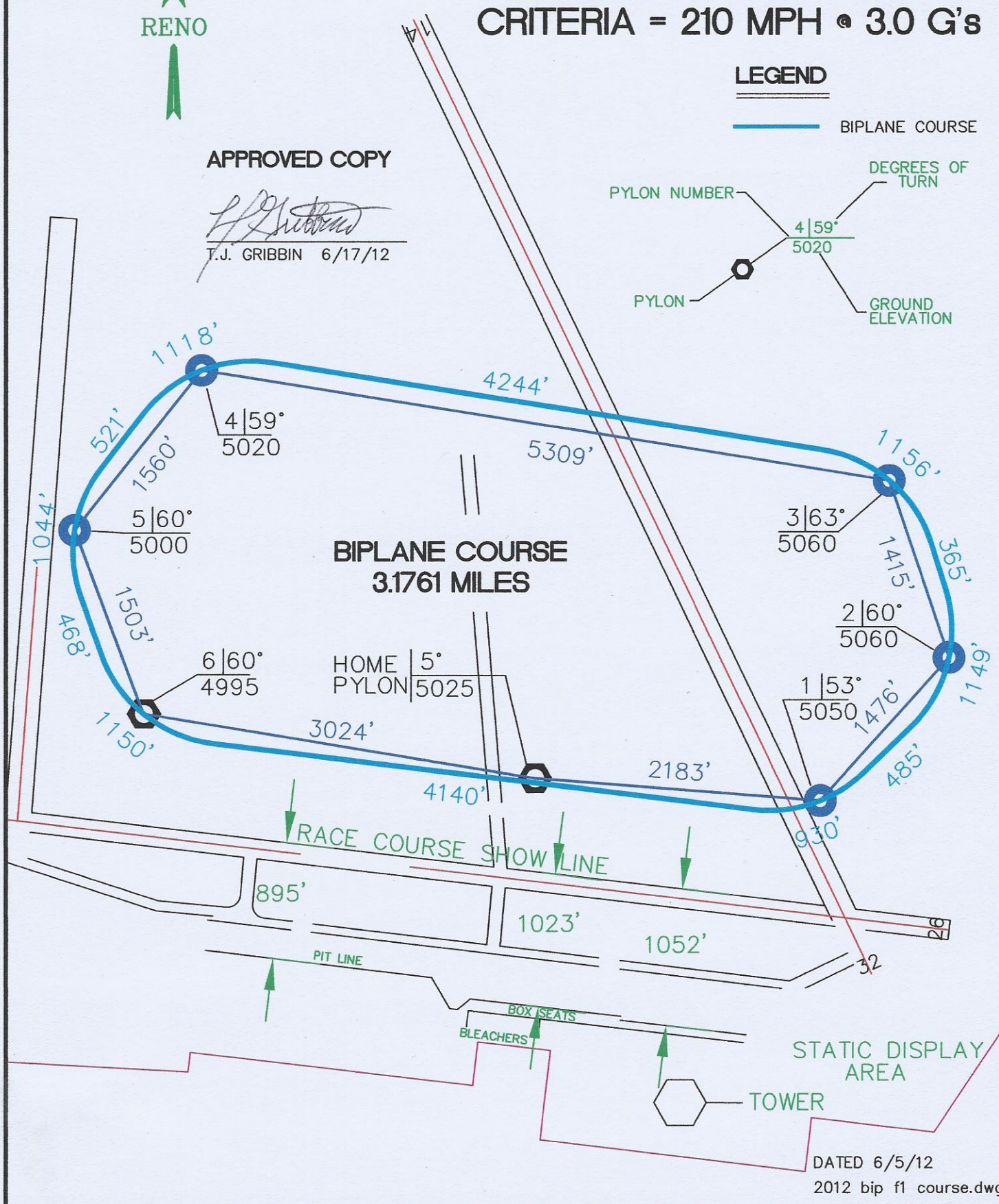
T.J. Gribbin
T.J. GRIBBIN 6/17/12

LEGEND

BIPLANE COURSE



**BIPLANE COURSE
3.1761 MILES**



DATED 6/5/12
2012 bip f1 course.dwg

OPTIMUM RACE PATH



----- T-6 COURSE
4.9657 MILES

----- FORMULA ONE COURSE
3.1875 MILES


----- BIPLANE COURSE
3.1761 MILES

----- UNLIMITED COURSE
8.1034 MILES
START LAP - 7.6135 MI

----- JET COURSE
8.1034 MILES
START LAP - 7.6135 MI.

----- SPORT COURSE
6.9680 MILES
START LAP - 7.0777 MI.

----- SPORT GOLD COURSE
8.0788 MILES
START LAP - 7.5938 MI.



APPROVED COURSE

T.J. GRIBBIN 7/20/12

base map grid.dwg tjg/meg 7/20/12